




Product datasheet

Anti-BBS2 antibody ab230185

2 Images

Overview

Product name	Anti-BBS2 antibody
Description	Rabbit polyclonal to BBS2
Host species	Rabbit
Tested applications	Suitable for: IHC-P
Species reactivity	Reacts with: Human Predicted to work with: Mouse, Rat 
Immunogen	Recombinant fragment corresponding to Human BBS2 aa 1-96. Sequence: MLLPVFTLKL RHKISPRMVAIGRYDGT HPCLAAATQTG KVFHNP HTRNQ HVSASRVFQSPLESDV SLLNINQAVSCLTAGVLNPEL GYDALLVGT Database link: Q9BXC9  Run BLAST with  Run BLAST with
Positive control	IHC-P: Human testis and endometrial cancer tissues.

Properties

Form	Liquid
Storage instructions	Shipped at 4°C. Store at +4°C short term (1-2 weeks). Upon delivery aliquot. Store at -20°C long term. Avoid freeze / thaw cycle.
Storage buffer	pH: 7.30 Preservative: 0.02% Sodium azide Constituents: PBS, 50% Glycerol
Purity	Immunogen affinity purified
Clonality	Polyclonal
Isotype	IgG

Applications

Our [Abpromise guarantee](#) covers the use of **ab230185** in the following tested applications.

The application notes include recommended starting dilutions; optimal dilutions/concentrations should be determined by the end user.

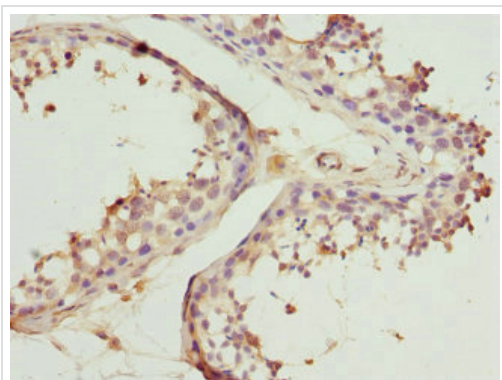
Application	Abreviews	Notes
IHC-P		1/20 - 1/200.

Target

Relevance Defects in BBS2 are the cause of Bardet-Biedl syndrome type 2. Bardet-Biedl syndrome is a genetically heterogeneous, autosomal recessive disorder characterized by usually severe pigmentary retinopathy, early onset obesity, polydactyly, hypogenitalism, renal malformation and mental retardation.

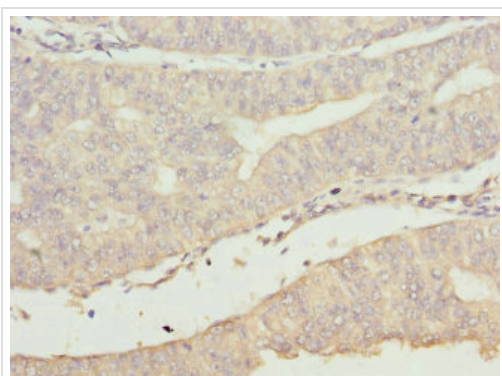
Cellular localization Cytoplasmic

Images



Paraffin-embedded human testis tissue stained for BBS2 using ab230185 at 1/100 dilution in immunohistochemical analysis.

Immunohistochemistry (Formalin/PFA-fixed paraffin-embedded sections) - Anti-BBS2 antibody (ab230185)



Paraffin-embedded human endometrial cancer tissue stained for BBS2 using ab230185 at 1/100 dilution in immunohistochemical analysis.

Immunohistochemistry (Formalin/PFA-fixed paraffin-embedded sections) - Anti-BBS2 antibody (ab230185)

Please note: All products are "FOR RESEARCH USE ONLY. NOT FOR USE IN DIAGNOSTIC PROCEDURES"

Our Abpromise to you: Quality guaranteed and expert technical support

- Replacement or refund for products not performing as stated on the datasheet
- Valid for 12 months from date of delivery
- Response to your inquiry within 24 hours

- We provide support in Chinese, English, French, German, Japanese and Spanish
- Extensive multi-media technical resources to help you
- We investigate all quality concerns to ensure our products perform to the highest standards

If the product does not perform as described on this datasheet, we will offer a refund or replacement. For full details of the Abpromise, please visit <https://www.abcam.com/abpromise> or contact our technical team.

Terms and conditions

- Guarantee only valid for products bought direct from Abcam or one of our authorized distributors