


## Product datasheet

# Anti-BCKDK antibody ab151297

★★★★☆ 2 Abreviews 5 Images

### Overview

---

<b>Product name</b>	Anti-BCKDK antibody
<b>Description</b>	Rabbit polyclonal to BCKDK
<b>Host species</b>	Rabbit
<b>Tested applications</b>	<b>Suitable for:</b> WB, IHC-P, ICC/IF
<b>Species reactivity</b>	<b>Reacts with:</b> Mouse, Rat, Human <b>Predicted to work with:</b> Cow, Xenopus laevis 
<b>Immunogen</b>	Recombinant fragment corresponding to Human BCKDK aa 77-367. Database link: <a href="#">O14874</a>
<b>Positive control</b>	WB: HeLaS3, Raji cell lysates; Rat kidney and brain extracts; Mouse brain lysate. IHC-P: SW480 xenograft
<b>General notes</b>	This product was previously labelled as BCKDH kinase

### Properties

---

<b>Form</b>	Liquid
<b>Storage instructions</b>	Shipped at 4°C. Upon delivery aliquot. Store at -20°C or -80°C. Avoid freeze / thaw cycle.
<b>Storage buffer</b>	pH: 7.00 Preservative: 0.01% Thimerosal (merthiolate) Constituents: 1.21% Tris, 0.75% Glycine, 20% Glycerol
<b>Purity</b>	Immunogen affinity purified
<b>Clonality</b>	Polyclonal
<b>Isotype</b>	IgG

### Applications

---

Our [Abpromise guarantee](#) covers the use of **ab151297** in the following tested applications.

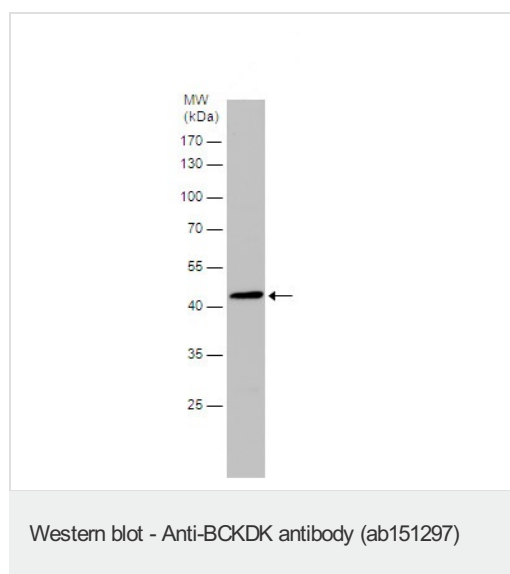
The application notes include recommended starting dilutions; optimal dilutions/concentrations should be determined by the end user.

Application	Abreviews	Notes
WB	★★★★☆	1/500 - 1/10000. Predicted molecular weight: 46 kDa.
IHC-P		1/100 - 1/1000. Perform heat mediated antigen retrieval with citrate buffer pH 6 before commencing with IHC staining protocol.
ICC/IF		1/100 - 1/1000.

## Target


<b>Function</b>	Catalyzes the phosphorylation and inactivation of the branched-chain alpha-ketoacid dehydrogenase complex, the key regulatory enzyme of the valine, leucine and isoleucine catabolic pathways. Key enzyme that regulate the activity state of the BCKD complex.
<b>Tissue specificity</b>	Ubiquitous.
<b>Sequence similarities</b>	Belongs to the PDK/BCKDK protein kinase family. Contains 1 histidine kinase domain.
<b>Post-translational modifications</b>	Autophosphorylated.
<b>Cellular localization</b>	Mitochondrion matrix.

## Images



Anti-BCKDK antibody (ab151297) at 1/10000 dilution + Rat kidney extract at 50 µg

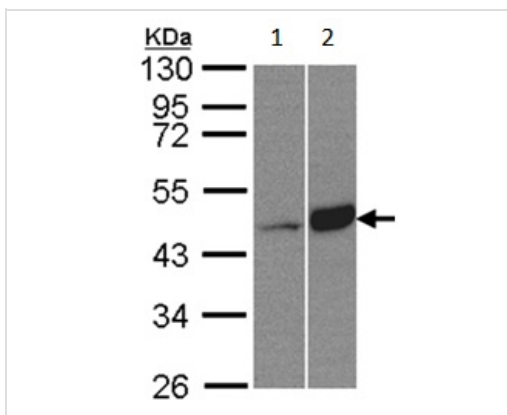
**Predicted band size: 46 kDa**



Western blot - Anti-BCKDK antibody (ab151297)

Anti-BCKDK antibody (ab151297) at 1/10000 dilution + Rat brain extract at 50 µg

**Predicted band size:** 46 kDa



Western blot - Anti-BCKDK antibody (ab151297)

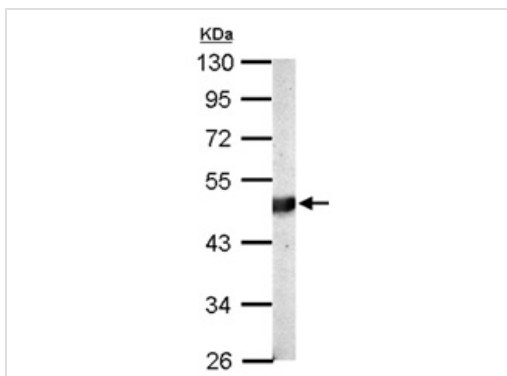
**All lanes :** Anti-BCKDK antibody (ab151297) at 1/500 dilution

**Lane 1 :** HeLa S3 whole cells lysate

**Lane 2 :** Raji whole cells lysate

Lysates/proteins at 30 µg per lane.

**Predicted band size:** 46 kDa

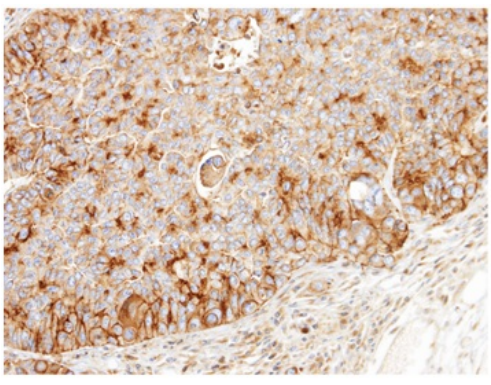


Western blot - Anti-BCKDK antibody (ab151297)

Anti-BCKDK antibody (ab151297) at 1/10000 dilution + Mouse brain whole cell lysate at 20 µg

**Predicted band size:** 46 kDa

10% SDS PAGE



Immunohistochemical analysis of paraffin-embedded SW480 xenograft labeling BCKDK with ab151297 antibody at 1/100 dilution.

Immunohistochemistry (Formalin/PFA-fixed paraffin-embedded sections) - Anti-BCKDK antibody (ab151297)

**Please note:** All products are "FOR RESEARCH USE ONLY. NOT FOR USE IN DIAGNOSTIC PROCEDURES"

### Our Abpromise to you: Quality guaranteed and expert technical support

---

- Replacement or refund for products not performing as stated on the datasheet
- Valid for 12 months from date of delivery
- Response to your inquiry within 24 hours
- We provide support in Chinese, English, French, German, Japanese and Spanish
- Extensive multi-media technical resources to help you
- We investigate all quality concerns to ensure our products perform to the highest standards

If the product does not perform as described on this datasheet, we will offer a refund or replacement. For full details of the Abpromise, please visit <https://www.abcam.com/abpromise> or contact our technical team.

### Terms and conditions

---

- Guarantee only valid for products bought direct from Abcam or one of our authorized distributors