


Product datasheet

Anti-BOULE/BOLL antibody ab155027

3 Images

Overview

<b>Product name</b>	Anti-BOULE/BOLL antibody
<b>Description</b>	Rabbit polyclonal to BOULE/BOLL
<b>Host species</b>	Rabbit
<b>Tested applications</b>	<b>Suitable for:</b> WB, IHC-P
<b>Species reactivity</b>	<b>Reacts with:</b> Mouse, Human <b>Predicted to work with:</b> Monkey 
<b>Immunogen</b>	Recombinant fragment corresponding to Human BOULE/BOLL aa 1-167. Database link: <a href="#">Q8N9W6</a>
<b>Positive control</b>	WB: NT2D1 whole cell lysate. IHC-P: Human colon carcinoma tissue; mouse testis tissue.
<b>General notes</b>	This product was previously labelled as BOULE

The Life Science industry has been in the grips of a reproducibility crisis for a number of years. Abcam is leading the way in addressing this with our range of recombinant monoclonal antibodies and knockout edited cell lines for gold-standard validation. Please check that this product meets your needs before purchasing.

If you have any questions, special requirements or concerns, please send us an inquiry and/or contact our Support team ahead of purchase. Recommended alternatives for this product can be found below, along with publications, customer reviews and Q&As

Properties

<b>Form</b>	Liquid
<b>Storage instructions</b>	Shipped at 4°C. Upon delivery aliquot. Store at -20°C or -80°C. Avoid freeze / thaw cycle.
<b>Storage buffer</b>	pH: 7.00 Preservative: 0.01% Thimerosal (merthiolate) Constituents: 1.21% Tris, 0.75% Glycine, 20% Glycerol (glycerin, glycerine)
<b>Purity</b>	Immunogen affinity purified
<b>Clonality</b>	Polyclonal
<b>Isotype</b>	IgG

## Applications

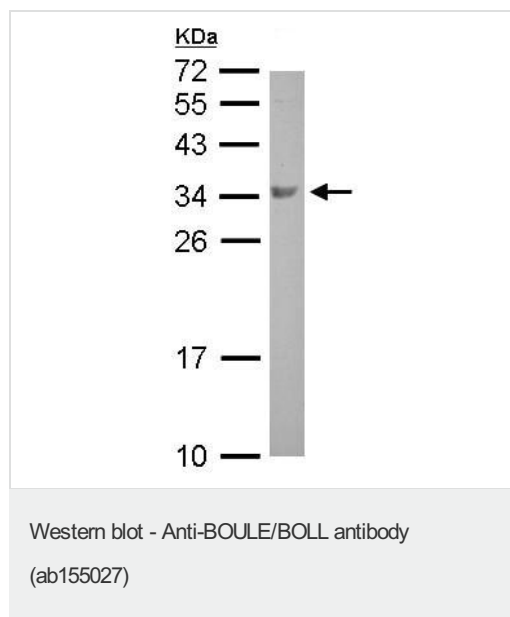
**The Abpromise guarantee** Our [Abpromise guarantee](#) covers the use of ab155027 in the following tested applications. The application notes include recommended starting dilutions; optimal dilutions/concentrations should be determined by the end user.

Application	Abreviews	Notes
WB		1/500 - 1/3000. Predicted molecular weight: 31 kDa.
IHC-P		1/100 - 1/1000. Perform heat mediated antigen retrieval before commencing with IHC staining protocol using 10mM Citrate buffer (pH6.0) or Tris-EDTA buffer (pH8.0)

## Target

<b>Function</b>	Probable RNA-binding protein, which may be required during spermatogenesis. May act by binding to the 3'-UTR of mRNAs and regulating their translation.
<b>Tissue specificity</b>	Testis specific. Not expressed in early embryos, primordial germ cells and spermatogonial cells. First expressed in the cytoplasm of spermatocytes and then persists through meiosis.
<b>Sequence similarities</b>	Belongs to the RRM DAZ family. Contains 1 DAZ-like domain. Contains 1 RRM (RNA recognition motif) domain.
<b>Cellular localization</b>	Cytoplasm.

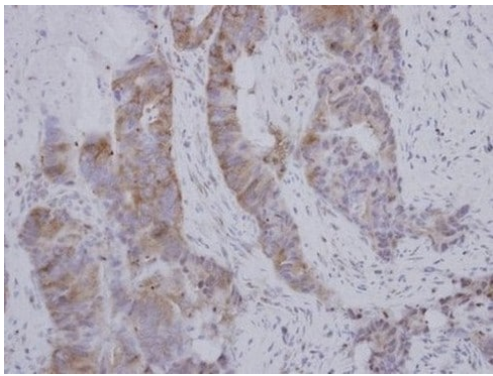
## Images



Anti-BOULE/BOLL antibody (ab155027) at 1/500 dilution + NT2D1 whole cell lysate at 30 µg

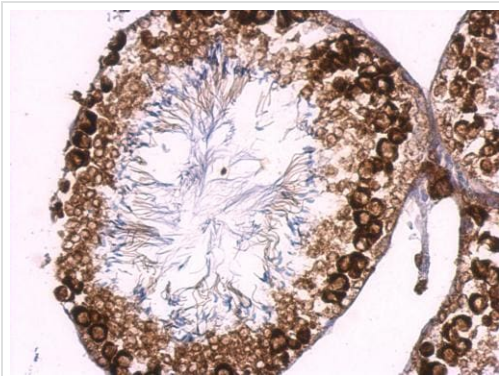
**Predicted band size: 31 kDa**

12 % SDS-PAGE



Immunohistochemical analysis of paraffin-embedded Human colon carcinoma tissue labeling BOULE/BOLL with ab155027 at 1/250 dilution.

Immunohistochemistry (Formalin/PFA-fixed paraffin-embedded sections) - Anti-BOULE/BOLL antibody (ab155027)



Paraffin-embedded mouse testis tissue labeling BOULE/BOLL using ab155027 at 1/500 dilution in immunohistochemical analysis.

Antigen retrieval: EDTA-based (pH 8.0) 15 minutes.

Immunohistochemistry (Formalin/PFA-fixed paraffin-embedded sections) - Anti-BOULE/BOLL antibody (ab155027)

**Please note:** All products are "FOR RESEARCH USE ONLY. NOT FOR USE IN DIAGNOSTIC PROCEDURES"

### **Our Abpromise to you: Quality guaranteed and expert technical support**

- Replacement or refund for products not performing as stated on the datasheet
- Valid for 12 months from date of delivery
- Response to your inquiry within 24 hours
- We provide support in Chinese, English, French, German, Japanese and Spanish
- Extensive multi-media technical resources to help you
- We investigate all quality concerns to ensure our products perform to the highest standards

If the product does not perform as described on this datasheet, we will offer a refund or replacement. For full details of the Abpromise, please visit <https://www.abcam.com/abpromise> or contact our technical team.

## Terms and conditions

---

- Guarantee only valid for products bought direct from Abcam or one of our authorized distributors