

## Product datasheet

# BrdU Immunohistochemistry Kit ab125306

★★★★☆ 2 Abreviews  
 [9 References](#)  
 [3 Images](#)

### Overview

<b>Product name</b>	BrdU Immunohistochemistry Kit
<b>Sample type</b>	Tissue, Adherent cells, Suspension cells
<b>Product overview</b>	<p>ab125306 is a histochemical staining kit for the detection and localization of bromodeoxyuridine incorporated into newly synthesized DNA of actively proliferating cells.</p> <p>The material in ab125306 is sufficient to run <b>50 slides</b>. The average test area is defined as a circle around the tissue with an approximate diameter of 2 centimeters.</p> <p>Control Slides: <a href="#">Mouse intestinal tissue pulsed with BrdU ab129956</a></p>

**Notes** \*Trypsin is only required if using formalin fixed tissues. If the tissues are fixed in alcohol, trypsin digestion is not required. Please note that a quenching solution (hydrogen peroxide (30% solution)) is not provided in this kit.

**Tested applications**      **Suitable for:** IHC-Fr, IHC-P

### Properties

**Storage instructions**      Store at -20°C. Please refer to protocols.

Components	1 kit
4X Trypsin Enzyme Concentrate	1 x 3ml
Blocking Buffer	1 x 6ml
Control Slides (stained)	1 slide
Control Slides (unstained)	4 slides
DAB Solution 1 (DAB Concentrate)	1 x 0.3ml

Components	1 kit
DAB Solution 2 (Substrate Reaction Buffer)	1 x 6ml
Denaturing Solution	1 x 6ml
Detector Antibody (Biotinylated and pre-diluted)	1 x 6ml
Hematoxylin Counterstain	1 x 6ml
Mounting Media	1 x 6ml
Streptavidin-HRP Conjugate (pre-diluted)	1 x 6ml
Trypsin Dilution Buffer	1 x 12ml

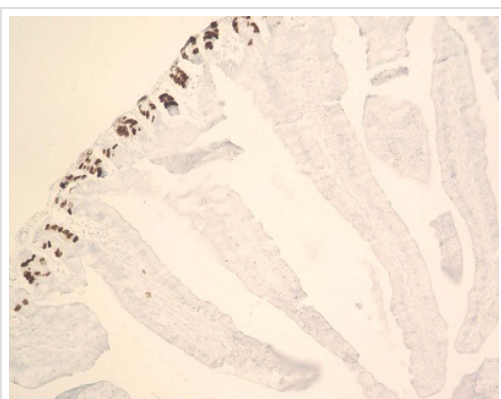
## Applications

Our [Abpromise guarantee](#) covers the use of **ab125306** in the following tested applications.

The application notes include recommended starting dilutions; optimal dilutions/concentrations should be determined by the end user.

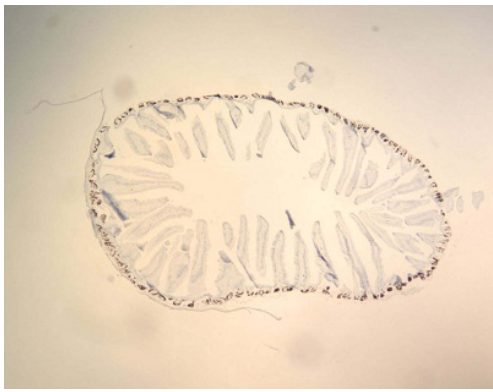
Application	Abreviews	Notes
IHC-Fr		Use at an assay dependent concentration.
IHC-P		Use at an assay dependent concentration.

## Images



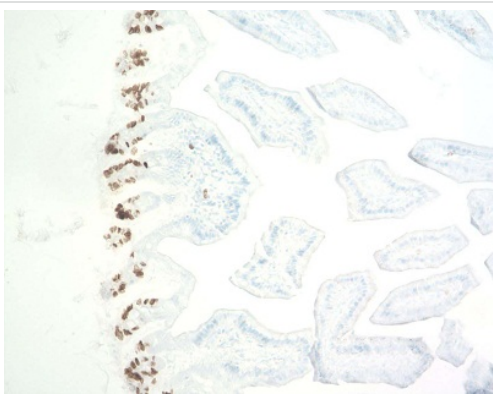
Formalin-fixed, paraffin embedded mouse intestinal tissue sections stained using ab125306.

Immunohistochemistry (Formalin/PFA-fixed paraffin-embedded sections) - BrdU Immunohistochemistry Kit (ab125306)



Formalin-fixed, paraffin embedded mouse intestinal tissue sections stained using ab125306.

Immunohistochemistry (Formalin/PFA-fixed paraffin-embedded sections) - BrdU Immunohistochemistry Kit (ab125306)



Formalin-fixed, paraffin embedded mouse intestinal tissue sections stained using ab125306.

Immunohistochemistry (Formalin/PFA-fixed paraffin-embedded sections) - BrdU Immunohistochemistry Kit (ab125306)

**Please note:** All products are "FOR RESEARCH USE ONLY. NOT FOR USE IN DIAGNOSTIC PROCEDURES"

### **Our Abpromise to you: Quality guaranteed and expert technical support**

---

- Replacement or refund for products not performing as stated on the datasheet
- Valid for 12 months from date of delivery
- Response to your inquiry within 24 hours
- We provide support in Chinese, English, French, German, Japanese and Spanish
- Extensive multi-media technical resources to help you
- We investigate all quality concerns to ensure our products perform to the highest standards

If the product does not perform as described on this datasheet, we will offer a refund or replacement. For full details of the Abpromise, please visit <https://www.abcam.com/abpromise> or contact our technical team.

## Terms and conditions

---

- Guarantee only valid for products bought direct from Abcam or one of our authorized distributors