




Product datasheet

Anti-BSX antibody ab236983

1 Image

Overview

Product name	Anti-BSX antibody
Description	Rabbit polyclonal to BSX
Host species	Rabbit
Tested applications	Suitable for: IHC-P
Species reactivity	Reacts with: Human Predicted to work with: Mouse 
Immunogen	<p>Recombinant full length protein corresponding to Human BSX aa 1-233. Sequence:</p> <p>MNLNFTSPLHPASSQRPTSFIEDILLHKPKPLREVAPDHF ASSLASRVP LLDYGYPMLPTPTLLAPHAHHPLHKGDHHHPYFLTTS GMPVPALFPHPQH AELPGKHCRRRKARTVFSDSQLSGLEKRFEIQRYLSTPER VELATALSLS ETQVKTWQNRMMKHKKQLRKSQDEPKAPDGPESEPEGS PRGSEAATAAEA RLSLPAGPFVLTEPEDEVDIGDEGELGSGPHVL</p> <p>Database link: Q3C1V8</p> <p style="text-align: right;"> Run BLAST with  Run BLAST with</p>
Positive control	IHC-P: Human glioma tissue.
General notes	<p>Reproducibility is key to advancing scientific discovery and accelerating scientists' next breakthrough.</p> <p>Abcam is leading the way with our range of recombinant antibodies, knockout-validated antibodies and knockout cell lines, all of which support improved reproducibility.</p> <p>We are also planning to innovate the way in which we present recommended applications and species on our product datasheets, so that only applications & species that have been tested in our own labs, our suppliers or by selected trusted collaborators are covered by our Abpromise™ guarantee.</p> <p>In preparation for this, we have started to update the applications & species that this product is Abpromise guaranteed for.</p> <p>We are also updating the applications & species that this product has been "predicted to work</p>

with," however this information is not covered by our Abpromise guarantee.

Applications & species from publications and Abreviews that have not been tested in our own labs or in those of our suppliers are not covered by the Abpromise guarantee.

Please check that this product meets your needs before purchasing. If you have any questions, special requirements or concerns, please send us an inquiry and/or contact our Support team ahead of purchase. Recommended alternatives for this product can be found below, as well as customer reviews and Q&As.

Properties

Form	Liquid
Storage instructions	Shipped at 4°C. Store at +4°C short term (1-2 weeks). Upon delivery aliquot. Store at -20°C long term. Avoid freeze / thaw cycle.
Storage buffer	pH: 7.40 Constituents: 50% Glycerol (glycerin, glycerine), PBS, 0.03% Proclin 300
Purity	Protein G purified
Purification notes	Purity >95%
Clonality	Polyclonal
Isotype	IgG

Applications

Our [Abpromise guarantee](#) covers the use of **ab236983** in the following tested applications.

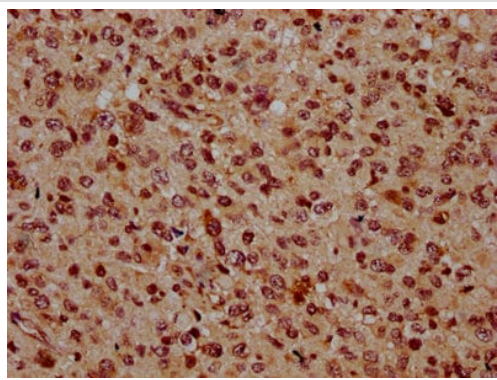
The application notes include recommended starting dilutions; optimal dilutions/concentrations should be determined by the end user.

Application	Abreviews	Notes
IHC-P		1/500 - 1/1000.

Target

Relevance	BSX(Brain-specific homeobox protein homolog) may play a role in the determination and function of cell types in the brain. In brain, it is restricted to a few specific developing brain structures such as pineal gland, telencephalic septum, hypothalamic pre-mammillary body and arcuate nucleus. Bsx might be considered an important molecular marker for early embryonic stages of epiphysis development. It belongs to the distal-less homeobox family and contains 1 homeobox DNA-binding domain.
Cellular localization	Nuclear

Images



Immunohistochemistry (Formalin/PFA-fixed paraffin-embedded sections) - Anti-BSX antibody (ab236983)

Paraffin-embedded human glioma tissue stained for BSX with ab236983 at 1/500 dilution in immunohistochemical analysis.

After dewaxing and hydration, antigen retrieval was mediated by high pressure in a citrate buffer (pH 6.0). Section was blocked with 10% normal goat serum 30 minutes at RT. Then primary antibody (1% BSA) was incubated at 4°C overnight. The primary is detected by a biotinylated secondary antibody and visualized using an HRP conjugated SP system.

Please note: All products are "FOR RESEARCH USE ONLY. NOT FOR USE IN DIAGNOSTIC PROCEDURES"

Our Abpromise to you: Quality guaranteed and expert technical support

- Replacement or refund for products not performing as stated on the datasheet
- Valid for 12 months from date of delivery
- Response to your inquiry within 24 hours

- We provide support in Chinese, English, French, German, Japanese and Spanish
- Extensive multi-media technical resources to help you
- We investigate all quality concerns to ensure our products perform to the highest standards

If the product does not perform as described on this datasheet, we will offer a refund or replacement. For full details of the Abpromise, please visit <https://www.abcam.com/abpromise> or contact our technical team.

Terms and conditions

- Guarantee only valid for products bought direct from Abcam or one of our authorized distributors