


Product datasheet

Anti-BTN1A1 antibody [EPR14173] ab180605

Recombinant RabMAb

1 References 3 Images

Overview

Product name	Anti-BTN1A1 antibody [EPR14173]
Description	Rabbit monoclonal [EPR14173] to BTN1A1
Host species	Rabbit
Tested applications	Suitable for: WB, IP
Species reactivity	Reacts with: Human Predicted to work with: Mouse, Rat 
Immunogen	Synthetic peptide. This information is proprietary to Abcam and/or its suppliers.
Positive control	Human milk.
General notes	This product is a recombinant monoclonal antibody, which offers several advantages including: <ul style="list-style-type: none"> - High batch-to-batch consistency and reproducibility - Improved sensitivity and specificity - Long-term security of supply - Animal-free production For more information see here . Our RabMAb [®] technology is a patented hybridoma-based technology for making rabbit monoclonal antibodies. For details on our patents, please refer to RabMAb[®] patents .

Properties

Form	Liquid
Storage instructions	Shipped at 4°C. Store at +4°C short term (1-2 weeks). Upon delivery aliquot. Store at -20°C long term. Avoid freeze / thaw cycle.
Storage buffer	Preservative: 0.01% Sodium azide Constituents: 59% PBS, 40% Glycerol (glycerin, glycerine), 0.05% BSA
Purity	Tissue culture supernatant
Clonality	Monoclonal
Clone number	EPR14173
Isotype	IgG

Applications

The Abpromise guarantee

Our [Abpromise guarantee](#) covers the use of ab180605 in the following tested applications.

The application notes include recommended starting dilutions; optimal dilutions/concentrations should be determined by the end user.

Application	Abreviews	Notes
WB		1/10000 - 1/50000. Detects a band of approximately 62, 66 kDa (predicted molecular weight: 59 kDa).
IP		1/50.

Target

Function

May function in the secretion of milk-fat droplets. May act as a specific membrane-associated receptor for the association of cytoplasmic droplets with the apical plasma membrane (By similarity). Inhibits the proliferation of CD4 and CD8 T-cells activated by anti-CD3 antibodies, T-cell metabolism and IL2 and IFNG secretion.

Sequence similarities

Belongs to the immunoglobulin superfamily. BTN/MOG family.
Contains 1 B30.2/SPRY domain.
Contains 2 Ig-like V-type (immunoglobulin-like) domains.

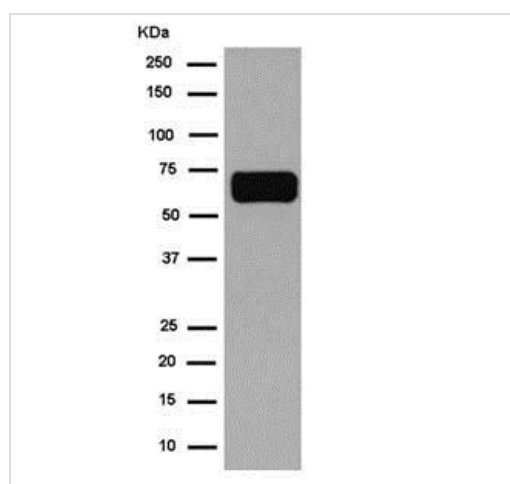
Post-translational modifications

N-glycosylated.

Cellular localization

Membrane. Secreted.

Images



Western blot - Anti-BTN1A1 antibody [EPR14173] (ab180605)

Anti-BTN1A1 antibody [EPR14173] (ab180605) at 1/50000 dilution
+ Human milk at 20 µg

Secondary

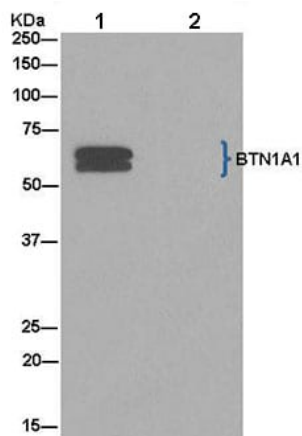
Goat Anti-Rabbit IgG, (H+L), Peroxidase conjugate at 1/1000 dilution

Predicted band size: 59 kDa

Observed band size: 62,66 kDa

66 kDa: full length

62 kDa: fragment



Western blot analysis of Human milk immunoprecipitated with ab180605 at 1/50 dilution (Lane 1). Lane 2 : Negative control. Anti-Rabbit IgG (HRP) secondary antibody, specific to the non-reduced form of IgG, used at 1/1500 dilution.

Immunoprecipitation - Anti-BTN1A1 antibody
[EPR14173] (ab180605)

Why choose a recombinant antibody?



Research with confidence
Consistent and reproducible results



Long-term and scalable supply
Recombinant technology



Success from the first experiment
Confirmed specificity



Ethical standards compliant
Animal-free production

Anti-BTN1A1 antibody [EPR14173] (ab180605)

Please note: All products are "FOR RESEARCH USE ONLY. NOT FOR USE IN DIAGNOSTIC PROCEDURES"

Our Abpromise to you: Quality guaranteed and expert technical support

- Replacement or refund for products not performing as stated on the datasheet
- Valid for 12 months from date of delivery
- Response to your inquiry within 24 hours
- We provide support in Chinese, English, French, German, Japanese and Spanish
- Extensive multi-media technical resources to help you
- We investigate all quality concerns to ensure our products perform to the highest standards

If the product does not perform as described on this datasheet, we will offer a refund or replacement. For full details of the Abpromise, please visit <https://www.abcam.com/abpromise> or contact our technical team.

Terms and conditions

- Guarantee only valid for products bought direct from Abcam or one of our authorized distributors