


Product datasheet

Anti-C16orf45 antibody [EPR14087] ab180585

Recombinant RabMAb

3 Images

Overview

Product name	Anti-C16orf45 antibody [EPR14087]
Description	Rabbit monoclonal [EPR14087] to C16orf45
Host species	Rabbit
Tested applications	Suitable for: WB
Species reactivity	Reacts with: Human Predicted to work with: Rat 
Immunogen	Recombinant fragment. This information is proprietary to Abcam and/or its suppliers.
Positive control	Human fetal brain tissue lysate, Human adrenal gland tissue lysate, A673 cell line lysate.
General notes	

This product is a recombinant monoclonal antibody, which offers several advantages including:

- High batch-to-batch consistency and reproducibility
- Improved sensitivity and specificity
- Long-term security of supply
- Animal-free production

For more information [see here](#).

Our RabMAb[®] technology is a patented hybridoma-based technology for making rabbit monoclonal antibodies. For details on our patents, please refer to [RabMAb[®] patents](#).

Properties

Form	Liquid
Storage instructions	Shipped at 4°C. Store at +4°C short term (1-2 weeks). Upon delivery aliquot. Store at -20°C long term. Avoid freeze / thaw cycle.
Storage buffer	Preservative: 0.01% Sodium azide Constituents: 59% PBS, 0.05% BSA, 40% Glycerol (glycerin, glycerine)
Purity	Protein A purified
Clonality	Monoclonal
Clone number	EPR14087

Isotype

IgG

Applications

The Abpromise guarantee

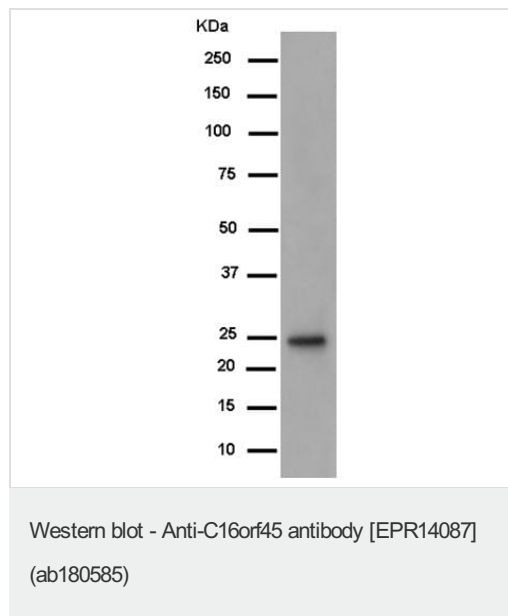
Our [Abpromise guarantee](#) covers the use of ab180585 in the following tested applications.

The application notes include recommended starting dilutions; optimal dilutions/concentrations should be determined by the end user.

Application	Abreviews	Notes
WB		1/1000 - 1/10000. Predicted molecular weight: 24 kDa.

Target

Images

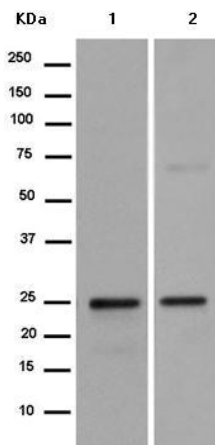


Anti-C16orf45 antibody [EPR14087] (ab180585) at 1/5000 dilution
+ A673 cell line lysate at 10 µg

Secondary

Goat Anti-Rabbit IgG, (H+L), Peroxidase conjugated at 1/1000 dilution

Predicted band size: 24 kDa



Western blot - Anti-C16orf45 antibody [EPR14087] (ab180585)

All lanes : Anti-C16orf45 antibody [EPR14087] (ab180585) at 1/5000 dilution

Lane 1 : Human fetal brain tissue lysate

Lane 2 : Human adrenal gland tissue lysate

Lysates/proteins at 10 µg per lane.

Secondary

All lanes : Anti-Rabbit IgG (HRP), specific to the non-reduced form of IgG at 1/1000 dilution

Predicted band size: 24 kDa

Why choose a recombinant antibody?



Research with confidence
Consistent and reproducible results



Long-term and scalable supply
Recombinant technology



Success from the first experiment
Confirmed specificity



Ethical standards compliant
Animal-free production

Anti-C16orf45 antibody [EPR14087] (ab180585)

Please note: All products are "FOR RESEARCH USE ONLY. NOT FOR USE IN DIAGNOSTIC PROCEDURES"

Our Abpromise to you: Quality guaranteed and expert technical support

- Replacement or refund for products not performing as stated on the datasheet
- Valid for 12 months from date of delivery
- Response to your inquiry within 24 hours
- We provide support in Chinese, English, French, German, Japanese and Spanish
- Extensive multi-media technical resources to help you
- We investigate all quality concerns to ensure our products perform to the highest standards

If the product does not perform as described on this datasheet, we will offer a refund or replacement. For full details of the Abpromise, please visit <https://www.abcam.com/abpromise> or contact our technical team.

Terms and conditions

- Guarantee only valid for products bought direct from Abcam or one of our authorized distributors