



Product datasheet

Anti-C16orf57 antibody ab221038

1 Image

Overview

Product name	Anti-C16orf57 antibody
Description	Rabbit polyclonal to C16orf57
Host species	Rabbit
Tested applications	Suitable for: ICC/IF
Species reactivity	Reacts with: Human
Immunogen	<p>Recombinant fragment corresponding to Human C16orf57 aa 17-100. Sequence:</p> <p>ESEDMRTRPGDGSRRGQSPLPRQRFPVPDSVLN MFPGTEEGPEDDSTK HGGRVRTFPHERGNWATHVYVPYEAKEEFLDLLD</p> <p>Database link: Q9BQ65</p> <p style="text-align: right;"> Run BLAST with  Run BLAST with</p>
Positive control	ICC/IF: A549 cells.

Properties

Form	Liquid
Storage instructions	Shipped at 4°C. Store at +4°C short term (1-2 weeks). Upon delivery aliquot. Store at -20°C long term. Avoid freeze / thaw cycle.
Storage buffer	<p>pH: 7.20 Preservative: 0.02% Sodium azide Constituents: 40% Glycerol, 59% PBS</p>
Purity	Immunogen affinity purified
Clonality	Polyclonal
Isotype	IgG

Applications

Our [Abpromise guarantee](#) covers the use of **ab221038** in the following tested applications.

The application notes include recommended starting dilutions; optimal dilutions/concentrations should be determined by the end user.

Application	Abreviews	Notes
ICC/IF		Use a concentration of 1 - 4 µg/ml. Fixation/Permeabilization: PFA/Triton X-100.

Target

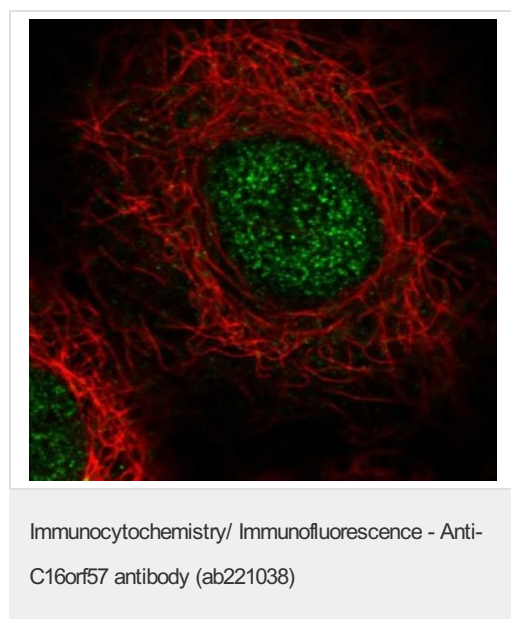
Involvement in disease

Defects in C16orf57 are the cause of poikiloderma with neutropenia (PN) [MIM:604173]. PN is a genodermatosis characterized by poikiloderma, pachyonychia and chronic neutropenia. The disorder starts as a papular erythematous rash on the limbs during the first year of life. It gradually spreads centripetally and, as the papular rash resolves, hypo- and hyperpigmentation result, with development of telangiectasias. Another skin manifestation is pachyonychia, but alopecia and leukoplakia are distinctively absent. One of the most important extracutaneous symptoms is an increased susceptibility to infections, mainly affecting the respiratory system, primarily due to a chronic neutropenia and to neutrophil functional defects. Bone marrow abnormalities account for neutropenia and may evolve into myelodysplasia associated with the risk of leukemic transformation. Poikiloderma with neutropenia shows phenotypic overlap with Rothmund-Thomson syndrome.

Sequence similarities

Belongs to the UPF0406 family.

Images



Immunofluorescent analysis of PFA fixed, triton X-100 A549 cells labeling C16orf57 with ab221038 at 4 µg/mL (green).

Please note: All products are "FOR RESEARCH USE ONLY. NOT FOR USE IN DIAGNOSTIC PROCEDURES"

Our Abpromise to you: Quality guaranteed and expert technical support

- Replacement or refund for products not performing as stated on the datasheet
- Valid for 12 months from date of delivery

- Response to your inquiry within 24 hours
- We provide support in Chinese, English, French, German, Japanese and Spanish
- Extensive multi-media technical resources to help you
- We investigate all quality concerns to ensure our products perform to the highest standards

If the product does not perform as described on this datasheet, we will offer a refund or replacement. For full details of the Abpromise, please visit <https://www.abcam.com/abpromise> or contact our technical team.

Terms and conditions

- Guarantee only valid for products bought direct from Abcam or one of our authorized distributors