

## Product datasheet

# Anti-C18orf32 antibody ab122677

1 References 3 Images

### Overview

---

<b>Product name</b>	Anti-C18orf32 antibody
<b>Description</b>	Rabbit polyclonal to C18orf32
<b>Host species</b>	Rabbit
<b>Tested applications</b>	<b>Suitable for:</b> IHC-P, WB, ICC/IF
<b>Species reactivity</b>	<b>Reacts with:</b> Human
<b>Immunogen</b>	antigen sequence: PFVSRMPKK AIQESNDTNK GKVNFKGADM NGLPTKGPT EICDK, corresponding to amino acids 30-73 of Human C18orf32. <a href="#">Run BLAST with ExPASy</a> <a href="#">Run BLAST with NCBI</a>
<b>Positive control</b>	Human cerebellum tissue; RT 4, U 251 MG and Human liver lysates.
<b>General notes</b>	<p>Reproducibility is key to advancing scientific discovery and accelerating scientists' next breakthrough.</p> <p>Abcam is leading the way with our range of recombinant antibodies, knockout-validated antibodies and knockout cell lines, all of which support improved reproducibility.</p> <p>We are also planning to innovate the way in which we present recommended applications and species on our product datasheets, so that only applications &amp; species that have been tested in our own labs, our suppliers or by selected trusted collaborators are covered by our Abpromise™ guarantee.</p> <p>In preparation for this, we have started to update the applications &amp; species that this product is Abpromise guaranteed for.</p> <p>We are also updating the applications &amp; species that this product has been "predicted to work with," however this information is not covered by our Abpromise guarantee.</p> <p>Applications &amp; species from publications and Abreviews that have not been tested in our own labs or in those of our suppliers are not covered by the Abpromise guarantee.</p> <p>Please check that this product meets your needs before purchasing. If you have any questions, special requirements or concerns, please send us an inquiry and/or contact our Support team ahead of purchase. Recommended alternatives for this product can be found below, as well as customer reviews and Q&amp;As.</p>

### Properties

---

<b>Form</b>	Liquid
-------------	--------

<b>Storage instructions</b>	Shipped at 4°C. Upon delivery aliquot and store at -20°C. Avoid freeze / thaw cycles.
<b>Storage buffer</b>	pH: 7.20 Preservative: 0.02% Sodium azide Constituents: 40% Glycerol (glycerin, glycerine), 59% PBS
<b>Purity</b>	Immunogen affinity purified
<b>Clonality</b>	Polyclonal
<b>Isotype</b>	IgG

## Applications

Our [Abpromise guarantee](#) covers the use of **ab122677** in the following tested applications.

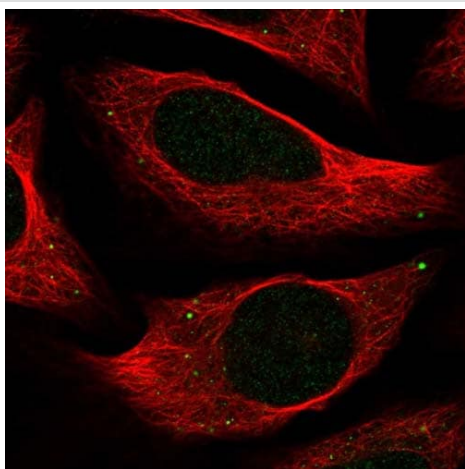
The application notes include recommended starting dilutions; optimal dilutions/concentrations should be determined by the end user.

Application	Abreviews	Notes
IHC-P		1/20 - 1/50. Perform heat mediated antigen retrieval with citrate buffer pH 6 before commencing with IHC staining protocol.
WB		1/250 - 1/500.
ICC/IF		Use a concentration of 0.25 - 2 µg/ml.

## Target

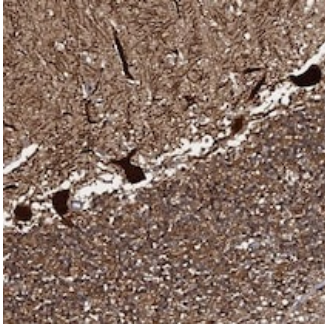
<b>Function</b>	May activate the NF-kappa-B signaling pathway.
<b>Sequence similarities</b>	Belongs to the UPF0729 family.

## Images



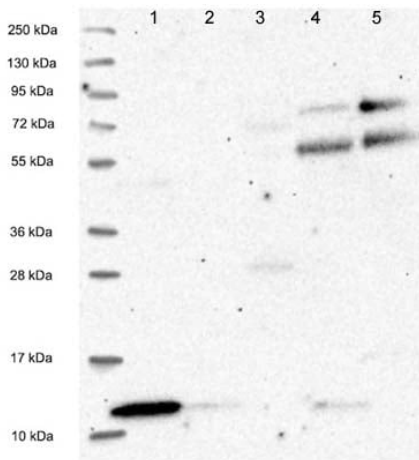
Immunofluorescent staining of Human cell line U-2 OS shows positivity in vesicles. Recommended concentration of ab122677 1-4 µg/ml. Cells treated with PFA/Triton X-100.

Immunocytochemistry/ Immunofluorescence - Anti-C18orf32 antibody (ab122677)



ab122677, at 1/20 dilution, staining C18orf32 in paraffin-embedded Human cerebellum tissue by Immunohistochemistry.

Immunohistochemistry (Formalin/PFA-fixed paraffin-embedded sections) - Anti-C18orf32 antibody (ab122677)



**All lanes :** Anti-C18orf32 antibody (ab122677) at 1/250 dilution

**Lane 1 :** RT4 lysate

**Lane 2 :** U 251 MG lysate

**Lane 3 :** Human Plasma lysate

**Lane 4 :** Human liver lysate

**Lane 5 :** Human tonsil lysate

Western blot - Anti-C18orf32 antibody (ab122677)

**Please note:** All products are "FOR RESEARCH USE ONLY. NOT FOR USE IN DIAGNOSTIC PROCEDURES"

### Our Abpromise to you: Quality guaranteed and expert technical support

- Replacement or refund for products not performing as stated on the datasheet
- Valid for 12 months from date of delivery
- Response to your inquiry within 24 hours
- We provide support in Chinese, English, French, German, Japanese and Spanish
- Extensive multi-media technical resources to help you
- We investigate all quality concerns to ensure our products perform to the highest standards

If the product does not perform as described on this datasheet, we will offer a refund or replacement. For full details of the Abpromise, please visit <https://www.abcam.com/abpromise> or contact our technical team.

### Terms and conditions

- Guarantee only valid for products bought direct from Abcam or one of our authorized distributors