


Product datasheet

Anti-C2orf40/ECRG4 antibody ab196763

2 Images

Overview

Product name	Anti-C2orf40/ECRG4 antibody
Description	Rabbit polyclonal to C2orf40/ECRG4
Host species	Rabbit
Tested applications	Suitable for: ICC/IF, IHC-P
Species reactivity	Reacts with: Human Predicted to work with: Mouse 
Immunogen	Synthetic peptide corresponding to Human C2orf40/ECRG4 (internal sequence). Database link: Q9H1Z8
Positive control	Paraffin-embedded Human testis tissue, A549 cells
General notes	This product was previously labelled as C2orf40

Properties

Form	Liquid
Storage instructions	Shipped at 4°C. Store at +4°C short term (1-2 weeks). Upon delivery aliquot. Store at -20°C long term. Avoid freeze / thaw cycle.
Storage buffer	pH: 7.40 Preservative: 0.02% Sodium azide Constituents: 49% PBS, 0.87% Sodium chloride, 50% Glycerol PBS is without Mg ²⁺ and Ca ²⁺
Purity	Immunogen affinity purified
Clonality	Polyclonal
Isotype	IgG

Applications

Our [Abpromise guarantee](#) covers the use of **ab196763** in the following tested applications.

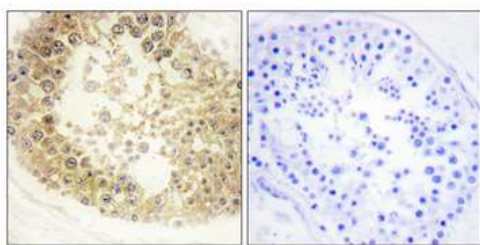
The application notes include recommended starting dilutions; optimal dilutions/concentrations should be determined by the end user.

Application	Abreviews	Notes
ICC/IF		1/100 - 1/500.
IHC-P		1/50 - 1/100.

Target

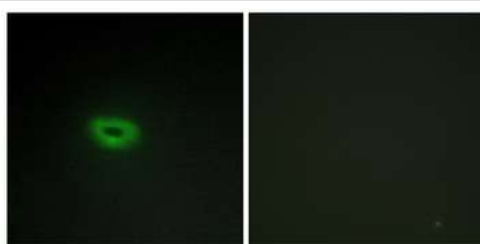
Function	Probable hormone.
Sequence similarities	Belongs to the augurin family.
Cellular localization	Secreted. Cytoplasmic vesicle > secretory vesicle.

Images



Immunohistochemical analysis of paraffin-embedded Human testis tissue labeling C2orf40/ECRG4 with ab196763 at 1/50 dilution. Right panel was preincubated with blocking peptide.

Immunohistochemistry (Formalin/PFA-fixed paraffin-embedded sections) - Anti-C2orf40/ECRG4 antibody (ab196763)



Immunofluorescence analysis of A549 cells labeling C2orf40/ECRG4 with ab196763 at 1/100 dilution. Right panel was preincubated with blocking peptide.

Immunocytochemistry/ Immunofluorescence - Anti-C2orf40/ECRG4 antibody (ab196763)

Please note: All products are "FOR RESEARCH USE ONLY. NOT FOR USE IN DIAGNOSTIC PROCEDURES"

Our Abpromise to you: Quality guaranteed and expert technical support

- Replacement or refund for products not performing as stated on the datasheet
- Valid for 12 months from date of delivery
- Response to your inquiry within 24 hours

- We provide support in Chinese, English, French, German, Japanese and Spanish
- Extensive multi-media technical resources to help you
- We investigate all quality concerns to ensure our products perform to the highest standards

If the product does not perform as described on this datasheet, we will offer a refund or replacement. For full details of the Abpromise, please visit <https://www.abcam.com/abpromise> or contact our technical team.

Terms and conditions

- Guarantee only valid for products bought direct from Abcam or one of our authorized distributors