


Product datasheet

Anti-C3orf54 antibody ab118594

3 Images

Overview

Product name	Anti-C3orf54 antibody
Description	Rabbit polyclonal to C3orf54
Host species	Rabbit
Tested applications	Suitable for: WB, IHC-P
Species reactivity	Reacts with: Mouse, Human Predicted to work with: Rat 
Immunogen	KLH conjugated synthetic peptide from the C terminus of Human C3orf54.
Positive control	WB: EL4 cell lysate IHC-P: Human thymus and tonsil tissues

Properties

Form	Liquid
Storage instructions	Shipped at 4°C. Store at +4°C short term (1-2 weeks). Store at -20°C or -80°C. Avoid freeze / thaw cycle.
Storage buffer	Preservative: 0.02% Sodium azide Constituent: 99% PBS
Purity	Immunogen affinity purified
Clonality	Polyclonal
Isotype	IgG

Applications

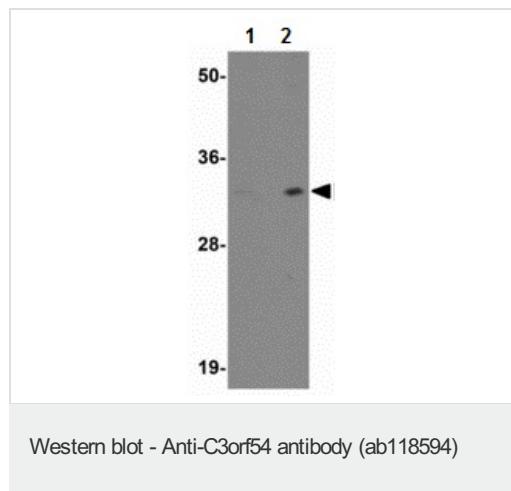
Our [Abpromise guarantee](#) covers the use of **ab118594** in the following tested applications.

The application notes include recommended starting dilutions; optimal dilutions/concentrations should be determined by the end user.

Application	Abreviews	Notes
WB		Use a concentration of 1 - 2 µg/ml. Predicted molecular weight: 31 kDa.
IHC-P		Use a concentration of 5 µg/ml.

Target

Images

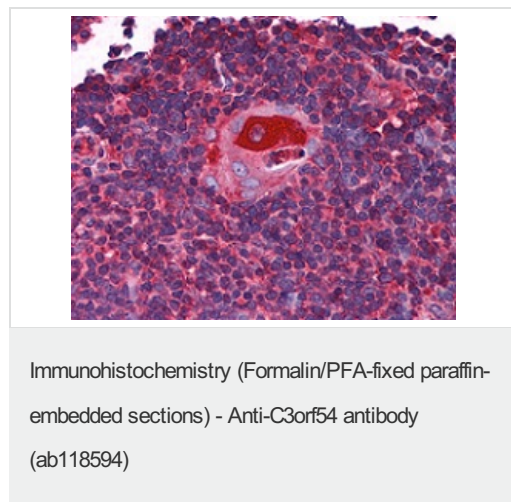


Lane 1 : Anti-C3orf54 antibody (ab118594) at 1 µg/ml

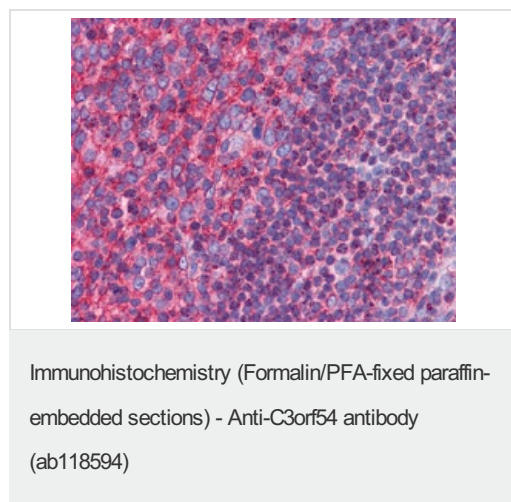
Lane 2 : Anti-C3orf54 antibody (ab118594) at 2 µg/ml

All lanes : EL4 cell lysate

Predicted band size: 31 kDa



ab118594, at 5 µg/ml, staining C3orf54 in formalin fixed, paraffin embedded Human thymus tissue by Immunohistochemistry.



ab118594, at 5 µg/ml, staining C3orf54 in formalin fixed, paraffin embedded Human tonsil tissue by Immunohistochemistry.

Please note: All products are "FOR RESEARCH USE ONLY. NOT FOR USE IN DIAGNOSTIC PROCEDURES"

Our Abpromise to you: Quality guaranteed and expert technical support

- Replacement or refund for products not performing as stated on the datasheet
- Valid for 12 months from date of delivery
- Response to your inquiry within 24 hours

- We provide support in Chinese, English, French, German, Japanese and Spanish
- Extensive multi-media technical resources to help you
- We investigate all quality concerns to ensure our products perform to the highest standards

If the product does not perform as described on this datasheet, we will offer a refund or replacement. For full details of the Abpromise, please visit <https://www.abcam.com/abpromise> or contact our technical team.

Terms and conditions

- Guarantee only valid for products bought direct from Abcam or one of our authorized distributors