

Product datasheet

Anti-C6orf174 antibody ab122272

3 Images

Overview

Product name	Anti-C6orf174 antibody
Description	Rabbit polyclonal to C6orf174
Host species	Rabbit
Tested applications	Suitable for: ICC/IF, WB, IHC-P
Species reactivity	Reacts with: Human
Immunogen	Recombinant fragment corresponding to Human C6orf174 aa 195-268. Sequence: GWRGKGVRAQQRGGSGGEGASPSPESSSSAGKTPGT GSRNSGSGVAGGGSG GGGSYWKEGCLQSELIQFHLKKER Run BLAST with Run BLAST with
Positive control	Human Plasma; Human testis tissue.

Properties

Form	Liquid
Storage instructions	Shipped at 4°C. Upon delivery aliquot and store at -20°C. Avoid freeze / thaw cycles.
Storage buffer	pH: 7.20 Preservative: 0.02% Sodium azide Constituents: 59% PBS, 40% Glycerol
Purity	Immunogen affinity purified
Clonality	Polyclonal
Isotype	IgG

Applications

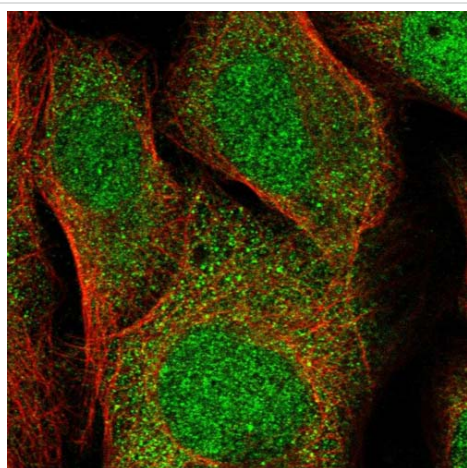
Our [Abpromise guarantee](#) covers the use of **ab122272** in the following tested applications.
The application notes include recommended starting dilutions; optimal dilutions/concentrations should be determined by the end user.

Application	Abreviews	Notes
ICC/IF		Use a concentration of 1 - 4 µg/ml. Recommend PFA Fixation and Triton X-100 treatment
WB		1/250 - 1/500.
IHC-P		1/20 - 1/50. Perform heat mediated antigen retrieval with citrate buffer pH 6 before commencing with IHC staining protocol.

Target

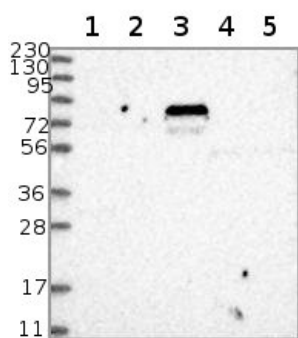
Cellular localization Membrane.

Images



Immunocytochemistry/ Immunofluorescence - Anti-C6orf174 antibody (ab122272)

Immunofluorescent staining of Human cell line U-2 OS shows positivity in nucleus and cytoplasm. Recommended concentration of ab122272 1-4 µg/ml. Cells treated with PFA/Triton X-100.



Western blot - Anti-C6orf174 antibody (ab122272)

All lanes : Anti-C6orf174 antibody (ab122272) at 1/250 dilution

Lane 1 : RT-4 cell lysate

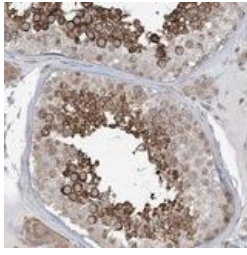
Lane 2 : U251-MG cell lysate

Lane 3 : Human plasma

Lane 4 : Human liver lysate

Lane 5 : Human tonsil lysate

Developed using the ECL technique.



ab122272, at 1/30 dilution, staining C6orf174 in Paraffin-embedded Human testis tissue by Immunohistochemistry.

Immunohistochemistry (Formalin/PFA-fixed paraffin-embedded sections) - Anti-C6orf174 antibody (ab122272)

Please note: All products are "FOR RESEARCH USE ONLY. NOT FOR USE IN DIAGNOSTIC PROCEDURES"

Our Abpromise to you: Quality guaranteed and expert technical support

- Replacement or refund for products not performing as stated on the datasheet
- Valid for 12 months from date of delivery
- Response to your inquiry within 24 hours
- We provide support in Chinese, English, French, German, Japanese and Spanish
- Extensive multi-media technical resources to help you
- We investigate all quality concerns to ensure our products perform to the highest standards

If the product does not perform as described on this datasheet, we will offer a refund or replacement. For full details of the Abpromise, please visit <https://www.abcam.com/abpromise> or contact our technical team.

Terms and conditions

- Guarantee only valid for products bought direct from Abcam or one of our authorized distributors