

## Product datasheet

# Anti-C8G antibody [EPR11274] - C-terminal ab181182

Recombinant RabMAb

3 Images

### Overview

<b>Product name</b>	Anti-C8G antibody [EPR11274] - C-terminal
<b>Description</b>	Rabbit monoclonal [EPR11274] to C8G - C-terminal
<b>Host species</b>	Rabbit
<b>Tested applications</b>	<b>Suitable for:</b> WB, ICC/IF
<b>Species reactivity</b>	<b>Reacts with:</b> Mouse, Rat, Human
<b>Immunogen</b>	Synthetic peptide (the amino acid sequence is considered to be commercially sensitive) within Human C8G aa 150 to the C-terminus. The exact sequence is proprietary. Database link: <a href="#">P07360</a>
<b>Positive control</b>	Human colon cancer lysate and plasma. SW480 cells.
<b>General notes</b>	

This product is a recombinant monoclonal antibody, which offers several advantages including:

- High batch-to-batch consistency and reproducibility
- Improved sensitivity and specificity
- Long-term security of supply
- Animal-free production

For more information [see here](#).

Our RabMAb<sup>®</sup> technology is a patented hybridoma-based technology for making rabbit monoclonal antibodies. For details on our patents, please refer to [RabMAb<sup>®</sup> patents](#).

Reproducibility is key to advancing scientific discovery and accelerating scientists' next breakthrough.

Abcam is leading the way with our range of recombinant antibodies, knockout-validated antibodies and knockout cell lines, all of which support improved reproducibility.

We are also planning to innovate the way in which we present recommended applications and species on our product datasheets, so that only applications & species that have been tested in our own labs, our suppliers or by selected trusted collaborators are covered by our Abpromise<sup>™</sup> guarantee.

In preparation for this, we have started to update the applications & species that this product is Abpromise guaranteed for.

We are also updating the applications & species that this product has been "predicted to work

with," however this information is not covered by our Abpromise guarantee.

Applications & species from publications and Abreviews that have not been tested in our own labs or in those of our suppliers are not covered by the Abpromise guarantee.

Please check that this product meets your needs before purchasing. If you have any questions, special requirements or concerns, please send us an inquiry and/or contact our Support team ahead of purchase. Recommended alternatives for this product can be found below, as well as customer reviews and Q&As.

## Properties

---

<b>Form</b>	Liquid
<b>Storage instructions</b>	Shipped at 4°C. Store at +4°C short term (1-2 weeks). Upon delivery aliquot. Store at -20°C long term. Avoid freeze / thaw cycle.
<b>Storage buffer</b>	Preservative: 0.01% Sodium azide Constituents: 0.05% BSA, 40% Glycerol (glycerin, glycerine), 59% PBS
<b>Purity</b>	Protein A purified
<b>Clonality</b>	Monoclonal
<b>Clone number</b>	EPR11274
<b>Isotype</b>	IgG

## Applications

---

Our [Abpromise guarantee](#) covers the use of **ab181182** in the following tested applications.

The application notes include recommended starting dilutions; optimal dilutions/concentrations should be determined by the end user.

Application	Abreviews	Notes
WB		1/1000 - 1/2000. Detects a band of approximately 22 kDa (predicted molecular weight: 22 kDa).
ICC/IF		1/50 - 1/100.

## Target


---

<b>Function</b>	C8 is a constituent of the membrane attack complex. C8 binds to the C5B-7 complex, forming the C5B-8 complex. C5-B8 binds C9 and acts as a catalyst in the polymerization of C9. The gamma subunit seems to be able to bind retinol.
<b>Sequence similarities</b>	Belongs to the calycin superfamily. Lipocalin family.
<b>Cellular localization</b>	Secreted.

---

## Images

---



Western blot - Anti-C8G antibody [EPR11274] - C-terminal (ab181182)

**All lanes :** Anti-C8G antibody [EPR11274] - C-terminal (ab181182) at 1/1000 dilution

**Lane 1 :** Human colon cancer lysate

**Lane 2 :** Human plasma

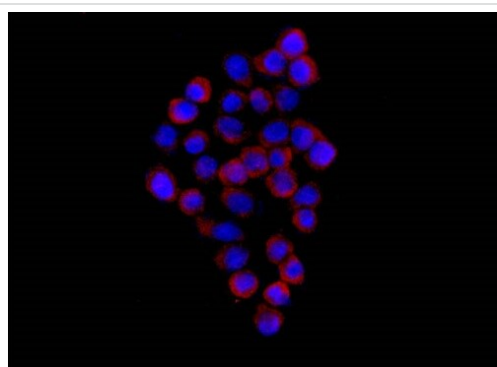
Lysates/proteins at 20 µg per lane.

**Secondary**

**All lanes :** Goat Anti-Rabbit IgG, (H+L), Peroxidase conjugated at 1/1000 dilution

**Predicted band size:** 22 kDa


**Observed band size:** 22 kDa



Immunocytochemistry/ Immunofluorescence - Anti-C8G antibody [EPR11274] - C-terminal (ab181182)

Immunofluorescence analysis of Human SW480 cells, staining C8G (red) with ab181182 at 1/100 dilution. An Alexa Fluor®555-conjugated goat anti-rabbit IgG was used as a secondary antibody at 1/200 dilution. Nuclei were counterstained with DAPI (blue).

Why choose a recombinant antibody?

 <b>Research with confidence</b> Consistent and reproducible results	 <b>Long-term and scalable supply</b> Recombinant technology
 <b>Success from the first experiment</b> Confirmed specificity	 <b>Ethical standards compliant</b> Animal-free production

Anti-C8G antibody [EPR11274] - C-terminal (ab181182)

**Please note:** All products are "FOR RESEARCH USE ONLY. NOT FOR USE IN DIAGNOSTIC PROCEDURES"

### **Our Abpromise to you: Quality guaranteed and expert technical support**

---

- Replacement or refund for products not performing as stated on the datasheet
- Valid for 12 months from date of delivery
- Response to your inquiry within 24 hours
  
- We provide support in Chinese, English, French, German, Japanese and Spanish
- Extensive multi-media technical resources to help you
- We investigate all quality concerns to ensure our products perform to the highest standards

If the product does not perform as described on this datasheet, we will offer a refund or replacement. For full details of the Abpromise, please visit <https://www.abcam.com/abpromise> or contact our technical team.

### **Terms and conditions**

---

- Guarantee only valid for products bought direct from Abcam or one of our authorized distributors