



Product datasheet

Anti-C9ORF46/PLGRKT antibody ab237525

4 Images

Overview

Product name	Anti-C9ORF46/PLGRKT antibody
Description	Rabbit polyclonal to C9ORF46/PLGRKT
Host species	Rabbit
Tested applications	Suitable for: WB, IHC-P, ICC/IF
Species reactivity	Reacts with: Mouse, Human
Immunogen	<p>Recombinant full length protein corresponding to Human C9ORF46/PLGRKT aa 1-147. Sequence:</p> <p>MGFIFSKSMNESMKNQKEFMLMNARLQLERQLIMQSE MRERQMAMQIAWS REFLKYFGTFFGLAAISLTAGAIKKKKPAFLVPIVPLSFIL TYQYDLGYG TLLERMKGEAEDILETEKSKLQLPRGMITFESIEKARKE QSRFFIDK</p> <p>Database link: Q9HBL7</p> <p style="text-align: right;">  Run BLAST with  Run BLAST with </p>
Positive control	WB: A431, NIH/3T3 and U-251 MG whole cell lysates; Mouse lung tissue lysate. IHC-P: Human colon cancer and skin tissue. ICC/IF: U-251 MG cells.
General notes	This product was previously labelled as C9ORF46

Properties

Form	Liquid
Storage instructions	Shipped at 4°C. Store at +4°C short term (1-2 weeks). Upon delivery aliquot. Store at -20°C long term. Avoid freeze / thaw cycle.
Storage buffer	<p>pH: 7.40 Preservative: 0.03% Proclin Constituents: 50% Glycerol, PBS</p>
Purity	Protein G purified
Purification notes	Purity greater than 95%

Clonality	Polyclonal
Isotype	IgG

Applications

Our [Abpromise guarantee](#) covers the use of **ab237525** in the following tested applications.

The application notes include recommended starting dilutions; optimal dilutions/concentrations should be determined by the end user.

Application	Abreviews	Notes
WB		1/500 - 1/2000. Predicted molecular weight: 17 kDa.
IHC-P		1/20 - 1/200.
ICC/IF		1/50 - 1/200.

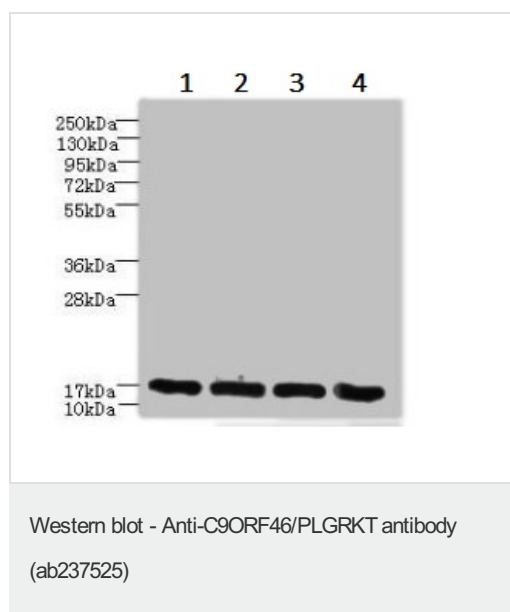
Target

Function Receptor for plasminogen. Regulates urokinase plasminogen activator-dependent and stimulates tissue-type plasminogen activator-dependent cell surface plasminogen activation. Proposed to be part of a local catecholaminergic cell plasminogen activation system that regulates neuroendocrine prohormone processing. Involved in regulation of inflammatory response; regulates monocyte chemotactic migration and matrix metalloproteinase activation, such as of MMP2 and MMP9.

Tissue specificity Expressed in peripheral blood cells and monocytes. Expressed in adrenal medulla.

Cellular localization Cell membrane. Colocalizes on the cell surface with urokinase plasminogen activator surface receptor/PLAUR.

Images



All lanes : Anti-C9ORF46/PLGRKT antibody (ab237525) at 1/500 dilution

Lane 1 : A431 (Human epidermoid carcinoma cell line) whole cell lysate

Lane 2 : Mouse lung tissue lysate

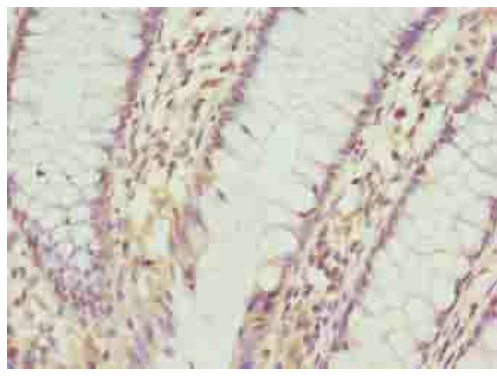
Lane 3 : NIH/3T3 (Mouse embryo fibroblast cell line) whole cell lysate

Lane 4 : U-251 MG (Human brain glioma cell line) whole cell lysate

Secondary

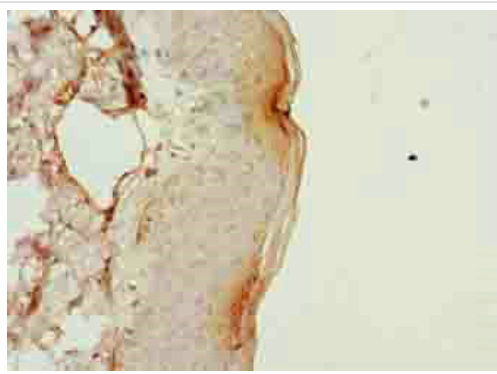
All lanes : Goat polyclonal to Rabbit IgG at 1/10000 dilution

Predicted band size: 17 kDa



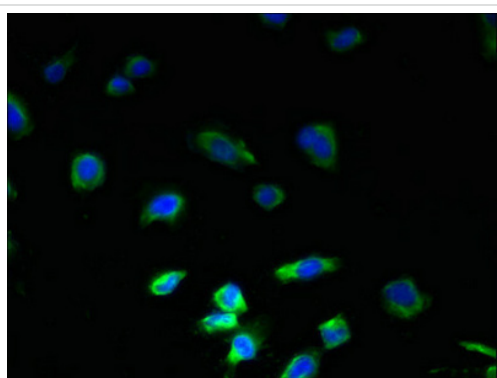
Immunohistochemistry (Formalin/PFA-fixed paraffin-embedded sections) - Anti-C9ORF46/PLGRKT antibody (ab237525)

Paraffin-embedded human colon cancer tissue stained for C9ORF46/PLGRKT using ab237525 at 1/100 dilution in immunohistochemical analysis.



Immunohistochemistry (Formalin/PFA-fixed paraffin-embedded sections) - Anti-C9ORF46/PLGRKT antibody (ab237525)

Paraffin-embedded human skin tissue stained for C9ORF46/PLGRKT using ab237525 at 1/100 dilution in immunohistochemical analysis.



Immunocytochemistry/ Immunofluorescence - Anti-C9ORF46/PLGRKT antibody (ab237525)

U-251 MG (Human brain glioma cell line) cells stained for C9ORF46/PLGRKT (green) using ab237525 at 1/100 dilution in ICC/IF. Secondary antibody is an Alexa-Fluor[®] 488-conjugated Goat Anti-Rabbit IgG (H+L).

Our Abpromise to you: Quality guaranteed and expert technical support

- Replacement or refund for products not performing as stated on the datasheet
- Valid for 12 months from date of delivery
- Response to your inquiry within 24 hours

- We provide support in Chinese, English, French, German, Japanese and Spanish
- Extensive multi-media technical resources to help you
- We investigate all quality concerns to ensure our products perform to the highest standards

If the product does not perform as described on this datasheet, we will offer a refund or replacement. For full details of the Abpromise, please visit <https://www.abcam.com/abpromise> or contact our technical team.

Terms and conditions

- Guarantee only valid for products bought direct from Abcam or one of our authorized distributors