

## Product datasheet

# Anti-Calretinin antibody [EPR1799(2)] ab133316

Recombinant RabMAb

★★★★☆ 2 Abreviews 2 Images

### Overview

<b>Product name</b>	Anti-Calretinin antibody [EPR1799(2)]
<b>Description</b>	Rabbit monoclonal [EPR1799(2)] to Calretinin
<b>Host species</b>	Rabbit
<b>Tested applications</b>	<b>Suitable for:</b> WB <b>Unsuitable for:</b> Flow Cyt or IHC-P
<b>Species reactivity</b>	<b>Reacts with:</b> Mouse, Rat, Human
<b>Immunogen</b>	Synthetic peptide corresponding to residues in Human Calretinin (P22676).
<b>Positive control</b>	Fetal brain, SH-SY5Y, 293T, fetal kidney, and U87-MG lysates
<b>General notes</b>	

This product is a recombinant monoclonal antibody, which offers several advantages including:

- High batch-to-batch consistency and reproducibility
- Improved sensitivity and specificity
- Long-term security of supply
- Animal-free production

For more information [see here](#).

Our RabMAb<sup>®</sup> technology is a patented hybridoma-based technology for making rabbit monoclonal antibodies. For details on our patents, please refer to [RabMAb<sup>®</sup> patents](#).

Reproducibility is key to advancing scientific discovery and accelerating scientists' next breakthrough.

Abcam is leading the way with our range of recombinant antibodies, knockout-validated antibodies and knockout cell lines, all of which support improved reproducibility.

We are also planning to innovate the way in which we present recommended applications and species on our product datasheets, so that only applications & species that have been tested in our own labs, our suppliers or by selected trusted collaborators are covered by our Abpromise<sup>™</sup> guarantee.

In preparation for this, we have started to update the applications & species that this product is Abpromise guaranteed for.

We are also updating the applications & species that this product has been "predicted to work with," however this information is not covered by our Abpromise guarantee.

Applications & species from publications and Abreviews that have not been tested in our own labs or in those of our suppliers are not covered by the Abpromise guarantee.

Please check that this product meets your needs before purchasing. If you have any questions, special requirements or concerns, please send us an inquiry and/or contact our Support team ahead of purchase. Recommended alternatives for this product can be found below, as well as customer reviews and Q&As.

## Properties

---

<b>Form</b>	Liquid
<b>Storage instructions</b>	Shipped at 4°C. Upon delivery aliquot and store at -20°C. Avoid repeated freeze / thaw cycles.
<b>Storage buffer</b>	pH: 7.2 Preservative: 0.01% Sodium azide Constituents: 9% PBS, 40% Glycerol (glycerin, glycerine), 0.05% BSA, 50% Tissue culture supernatant
<b>Purity</b>	Tissue culture supernatant
<b>Clonality</b>	Monoclonal
<b>Clone number</b>	EPR1799(2)
<b>Isotype</b>	IgG

## Applications

---

Our [Abpromise guarantee](#) covers the use of **ab133316** in the following tested applications.

The application notes include recommended starting dilutions; optimal dilutions/concentrations should be determined by the end user.

Application	Abreviews	Notes
WB		1/1000 - 1/10000. Predicted molecular weight: 31 kDa.

**Application notes**                      Is unsuitable for Flow Cyt or IHC-P.

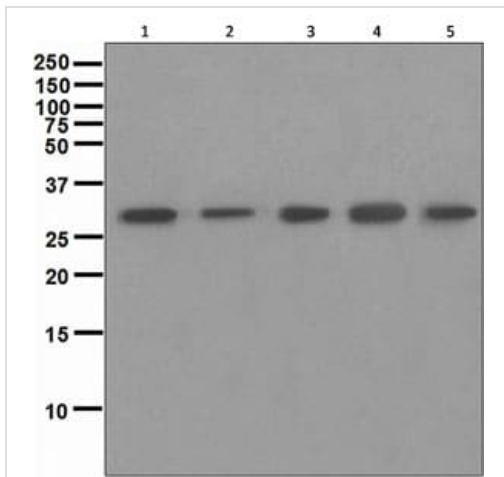
## Target

---

<b>Function</b>	Calretinin is a calcium-binding protein which is abundant in auditory neurons.
<b>Tissue specificity</b>	Brain.
<b>Sequence similarities</b>	Belongs to the calbindin family. Contains 6 EF-hand domains.

## Images

---



Western blot - Anti-Calretinin antibody [EPR1799(2)] (ab133316)

**All lanes** : Anti-Calretinin antibody [EPR1799(2)] (ab133316) at 1/1000 dilution

**Lane 1** : Fetal brain lysates

**Lane 2** : SH-SY5Y lysates

**Lane 3** : 293T lysates

**Lane 4** : Fetal kidney lysates

**Lane 5** : U87-MG lysates





Lysates/proteins at 10 µg per lane.

**Secondary**

**All lanes** : HRP labelled goat anti-rabbit at 1/2000 dilution

**Predicted band size:** 31 kDa

Why choose a recombinant antibody?

 <b>Research with confidence</b> Consistent and reproducible results	 <b>Long-term and scalable supply</b> Recombinant technology
 <b>Success from the first experiment</b> Confirmed specificity	 <b>Ethical standards compliant</b> Animal-free production

Anti-Calretinin antibody [EPR1799(2)] (ab133316)

**Please note:** All products are "FOR RESEARCH USE ONLY. NOT FOR USE IN DIAGNOSTIC PROCEDURES"

**Our Abpromise to you: Quality guaranteed and expert technical support**

- Replacement or refund for products not performing as stated on the datasheet
- Valid for 12 months from date of delivery
- Response to your inquiry within 24 hours
- We provide support in Chinese, English, French, German, Japanese and Spanish
- Extensive multi-media technical resources to help you

- We investigate all quality concerns to ensure our products perform to the highest standards

If the product does not perform as described on this datasheet, we will offer a refund or replacement. For full details of the Abpromise, please visit <https://www.abcam.com/abpromise> or contact our technical team.

### **Terms and conditions**

---

- Guarantee only valid for products bought direct from Abcam or one of our authorized distributors