

## Product datasheet

# Anti-CAP2 antibody [EPR6378] ab133558

Recombinant RabMAb

4 Images

### Overview

<b>Product name</b>	Anti-CAP2 antibody [EPR6378]
<b>Description</b>	Rabbit monoclonal [EPR6378] to CAP2
<b>Host species</b>	Rabbit
<b>Tested applications</b>	<b>Suitable for:</b> WB, Flow Cyt <b>Unsuitable for:</b> ICC/IF, IHC-P or IP
<b>Species reactivity</b>	<b>Reacts with:</b> Human
<b>Immunogen</b>	Synthetic peptide within Human CAP2 aa 450 to the C-terminus. The exact sequence is proprietary. Database link: <a href="#">P40123</a>
<b>Positive control</b>	Saos 2, A673, Human testis, Human heart, and Human fetal muscle lysates; Saos 2 cells.
<b>General notes</b>	Mouse, Rat: We have preliminary internal testing data to indicate this antibody may not react with these species. Please contact us for more information.

This product is a recombinant monoclonal antibody, which offers several advantages including:

- High batch-to-batch consistency and reproducibility
- Improved sensitivity and specificity
- Long-term security of supply
- Animal-free production

For more information [see here](#).

Our RabMAb<sup>®</sup> technology is a patented hybridoma-based technology for making rabbit monoclonal antibodies. For details on our patents, please refer to [RabMAb<sup>®</sup> patents](#).

Reproducibility is key to advancing scientific discovery and accelerating scientists' next breakthrough.

Abcam is leading the way with our range of recombinant antibodies, knockout-validated antibodies and knockout cell lines, all of which support improved reproducibility.

We are also planning to innovate the way in which we present recommended applications and species on our product datasheets, so that only applications & species that have been tested in our own labs, our suppliers or by selected trusted collaborators are covered by our Abpromise<sup>™</sup> guarantee.

In preparation for this, we have started to update the applications & species that this product is

Abpromise guaranteed for.

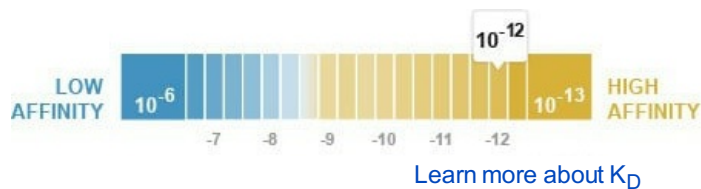
We are also updating the applications & species that this product has been “predicted to work with,” however this information is not covered by our Abpromise guarantee.

Applications & species from publications and Abreviews that have not been tested in our own labs or in those of our suppliers are not covered by the Abpromise guarantee.

Please check that this product meets your needs before purchasing. If you have any questions, special requirements or concerns, please send us an inquiry and/or contact our Support team ahead of purchase. Recommended alternatives for this product can be found below, as well as customer reviews and Q&As.

## Properties

<b>Form</b>	Liquid
<b>Storage instructions</b>	Shipped at 4°C. Store at -20°C. Stable for 12 months at -20°C.
<b>Dissociation constant (K<sub>D</sub>)</b>	K <sub>D</sub> = 2.80 x 10 <sup>-12</sup> M



<b>Storage buffer</b>	pH: 7.2 Preservative: 0.05% Sodium azide Constituents: 40% Glycerol (glycerin, glycerine), 9.85% Tris glycine, 50% Tissue culture supernatant
<b>Purity</b>	Tissue culture supernatant
<b>Clonality</b>	Monoclonal
<b>Clone number</b>	EPR6378
<b>Isotype</b>	IgG

## Applications

Our [Abpromise guarantee](#) covers the use of **ab133558** in the following tested applications.

The application notes include recommended starting dilutions; optimal dilutions/concentrations should be determined by the end user.

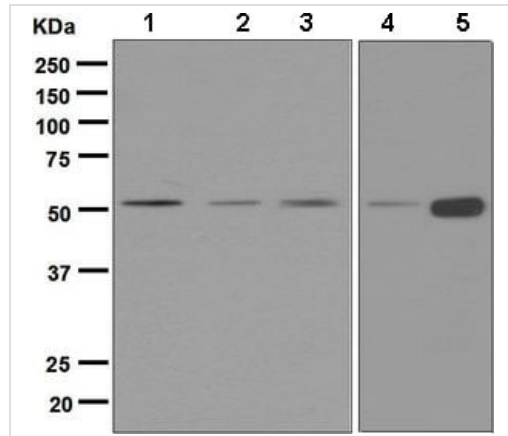
Application	Abreviews	Notes
WB		1/1000 - 1/10000. Detects a band of approximately 52 kDa (predicted molecular weight: 53 kDa).
Flow Cyt		1/10 - 1/100. <a href="#">ab172730</a> - Rabbit monoclonal IgG, is suitable for use as an isotype control with this antibody.

<b>Application notes</b>	Is unsuitable for ICC/IF, IHC-P or IP.
--------------------------	--

## Target

<b>Function</b>	May have a regulatory bifunctional role.
<b>Sequence similarities</b>	Belongs to the CAP family. Contains 1 C-CAP/cofactor C-like domain.
<b>Cellular localization</b>	Cell membrane.

## Images



Western blot - Anti-CAP2 antibody [EPR6378] (ab133558)

**All lanes** : Anti-CAP2 antibody [EPR6378] (ab133558) at 1/1000 dilution

**Lane 1** : Saos 2 cell lysate

**Lane 2** : A673 cell lysate

**Lane 3** : Human testis cell lysate

**Lane 4** : Human heart cell lysate

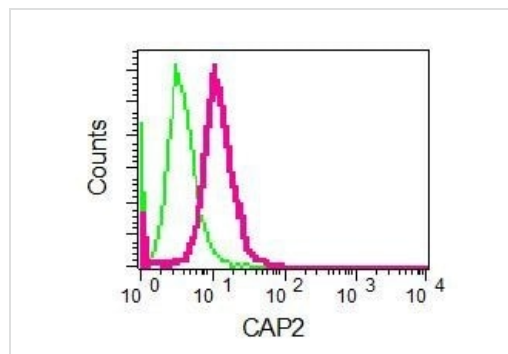
**Lane 5** : Human fetal muscle cell lysate

Lysates/proteins at 10 µg per lane.

### Secondary

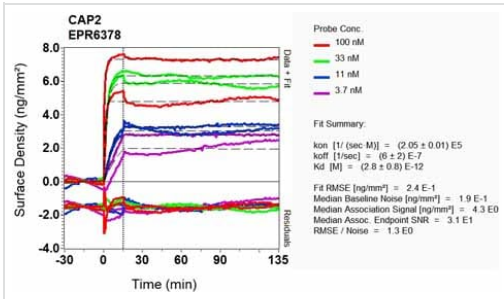
**All lanes** : HRP labelled goat anti-rabbit at 1/2000 dilution

**Predicted band size:** 53 kDa



Flow Cytometry - Anti-CAP2 antibody [EPR6378] (ab133558)

Flow Cytometric analysis of permeabilized Saos 2 cells labelling CAP2 with ab133558 at 1/10 dilution (red) or a rabbit IgG (negative) (green).



OI-RD Scanning - Anti-CAP2 antibody [EPR6378]  
(ab133558)

Equilibrium dissociation constant ( $K_D$ )

Learn more about  $K_D$

[Click here to learn more about  \$K\_D\$](#)

Why choose a recombinant antibody?

**Research with confidence**  
Consistent and reproducible results

**Long-term and scalable supply**  
Recombinant technology

**Success from the first experiment**  
Confirmed specificity

**Ethical standards compliant**  
Animal-free production

Anti-CAP2 antibody [EPR6378] (ab133558)

**Please note:** All products are "FOR RESEARCH USE ONLY. NOT FOR USE IN DIAGNOSTIC PROCEDURES"

### Our Abpromise to you: Quality guaranteed and expert technical support

- Replacement or refund for products not performing as stated on the datasheet
- Valid for 12 months from date of delivery
- Response to your inquiry within 24 hours
- We provide support in Chinese, English, French, German, Japanese and Spanish
- Extensive multi-media technical resources to help you
- We investigate all quality concerns to ensure our products perform to the highest standards

If the product does not perform as described on this datasheet, we will offer a refund or replacement. For full details of the Abpromise, please visit <https://www.abcam.com/abpromise> or contact our technical team.

### Terms and conditions

- Guarantee only valid for products bought direct from Abcam or one of our authorized distributors