

Product datasheet

Anti-Carbonic Anhydrase 4/CA4 antibody [C1] ab239505

3 Images

Overview

Product name	Anti-Carbonic Anhydrase 4/CA4 antibody [C1]
Description	Mouse monoclonal [C1] to Carbonic Anhydrase 4/CA4
Host species	Mouse
Tested applications	Suitable for: IHC-P, WB
Species reactivity	Reacts with: Rat
Immunogen	<p>Recombinant fragment (His-T7-tag) corresponding to Rat Carbonic Anhydrase 4/CA4 aa 20-220. Two N-terminal tags, His-tag and T7-tag (Expressed in E.coli). Sequence:</p> <pre>SHWCYEIQAKEPNSHCSGPEQWTGDCKKNQQSPINIVTS KTKLNPSLTPF TFVGYDQKKKWEVKNNQHSVEMSLGEDMFGGDLPTQYK AIQLHLHWSE ESNKGSEHSIDGKHFAMEMHVHKKMTTGDKVQDSDSK DKIAVLAFMVEV GNEVNEGFQPLVEALSRLSKPFTNSTVSESLQDMLPEK KKLSAYFRYQG S</pre> <p>Database link: P48284</p> <p style="text-align: right;"> Run BLAST with Run BLAST with </p>
Positive control	IHC-P: Rat skeletal muscle tissue. WB: Rat lung and brain lysates; Recombinant rat Carbonic Anhydrase IV/CA4 protein.
General notes	This product was previously labelled as Carbonic Anhydrase IV

Reproducibility is key to advancing scientific discovery and accelerating scientists' next breakthrough.

Abcam is leading the way with our range of recombinant antibodies, knockout-validated antibodies and knockout cell lines, all of which support improved reproducibility.

We are also planning to innovate the way in which we present recommended applications and species on our product datasheets, so that only applications & species that have been tested in our own labs, our suppliers or by selected trusted collaborators are covered by our Abpromise™ guarantee.

In preparation for this, we have started to update the applications & species that this product is Abpromise guaranteed for.

We are also updating the applications & species that this product has been “predicted to work with,” however this information is not covered by our Abpromise guarantee.

Applications & species from publications and Abreviews that have not been tested in our own labs or in those of our suppliers are not covered by the Abpromise guarantee.

Please check that this product meets your needs before purchasing. If you have any questions, special requirements or concerns, please send us an inquiry and/or contact our Support team ahead of purchase. Recommended alternatives for this product can be found below, as well as customer reviews and Q&As.

Properties

Form	Liquid
Storage instructions	Shipped at 4°C. Store at +4°C short term (1-2 weeks). Upon delivery aliquot. Store at -20°C long term. Avoid freeze / thaw cycle.
Storage buffer	pH: 7.40 Preservative: 0.02% Sodium azide Constituents: PBS, 50% Glycerol
Purity	Protein A/G purified
Purification notes	Purified from TCS.
Clonality	Monoclonal
Clone number	C1
Isotype	IgG2b
Light chain type	kappa

Applications

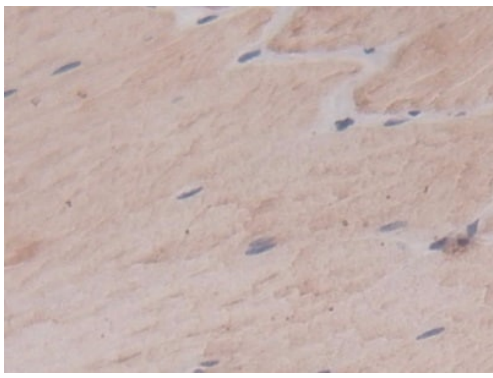
Our [Abpromise guarantee](#) covers the use of **ab239505** in the following tested applications.

The application notes include recommended starting dilutions; optimal dilutions/concentrations should be determined by the end user.

Application	Abreviews	Notes
IHC-P		Use a concentration of 5 - 30 µg/ml.
WB		Use a concentration of 0.5 - 5 mg/ml. Predicted molecular weight: 35 kDa.

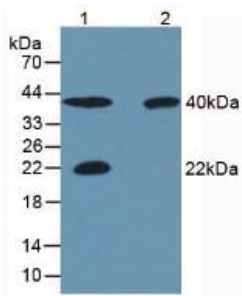
Target

Images



Immunohistochemistry (Formalin/PFA-fixed paraffin-embedded sections) - Anti-Carbonic Anhydrase 4/CA4 antibody [C1] (ab239505)

Paraffin-embedded rat skeletal muscle tissue stained for Carbonic Anhydrase 4/CA4 using ab239505 at 30 µg/ml in immunohistochemical analysis. DAB staining.



Western blot - Anti-Carbonic Anhydrase 4/CA4 antibody [C1] (ab239505)

All lanes : Anti-Carbonic Anhydrase 4/CA4 antibody [C1] (ab239505) at 2 µg/ml


Lane 1 : Rat lung lysate

Lane 2 : Rat brain lysate

Secondary

All lanes : HRP-Linked Rabbit Anti-Mouse IgG at 1/5000 dilution

Predicted band size: 35 kDa



Western blot - Anti-Carbonic Anhydrase 4/CA4 antibody [C1] (ab239505)

Anti-Carbonic Anhydrase 4/CA4 antibody [C1] (ab239505) at 2 µg/ml + Recombinant rat Carbonic Anhydrase IV/CA4 protein

Secondary

HRP-Linked Rabbit Anti-Mouse IgG at 1/5000 dilution

Predicted band size: 35 kDa

Please note: All products are "FOR RESEARCH USE ONLY. NOT FOR USE IN DIAGNOSTIC PROCEDURES"

Our Promise to you: Quality guaranteed and expert technical support

- Replacement or refund for products not performing as stated on the datasheet
- Valid for 12 months from date of delivery

- Response to your inquiry within 24 hours
- We provide support in Chinese, English, French, German, Japanese and Spanish
- Extensive multi-media technical resources to help you
- We investigate all quality concerns to ensure our products perform to the highest standards

If the product does not perform as described on this datasheet, we will offer a refund or replacement. For full details of the Abpromise, please visit <https://www.abcam.com/abpromise> or contact our technical team.

Terms and conditions

- Guarantee only valid for products bought direct from Abcam or one of our authorized distributors