


Product datasheet

Anti-CBX1 / HP1 beta antibody ab152144

3 Images

Overview

Product name	Anti-CBX1 / HP1 beta antibody
Description	Rabbit polyclonal to CBX1 / HP1 beta
Host species	Rabbit
Tested applications	Suitable for: WB, IHC-P
Species reactivity	Reacts with: Mouse, Human Predicted to work with: Chicken, Xenopus laevis 
Immunogen	Recombinant fragment, corresponding to a region within amino acids 1-159 of Human CBX1/HP1 beta.
Positive control	HeLa, HepG2 and HCT116 cell lysates; Human 59T xenograft and Mouse C2C12 xenograft tissues.
General notes	<p>The Life Science industry has been in the grips of a reproducibility crisis for a number of years. Abcam is leading the way in addressing this with our range of recombinant monoclonal antibodies and knockout edited cell lines for gold-standard validation. Please check that this product meets your needs before purchasing.</p> <p>If you have any questions, special requirements or concerns, please send us an inquiry and/or contact our Support team ahead of purchase. Recommended alternatives for this product can be found below, along with publications, customer reviews and Q&As</p>

Properties

Form	Liquid
Storage instructions	Shipped at 4°C. Upon delivery aliquot. Store at -20°C or -80°C. Avoid freeze / thaw cycle.
Storage buffer	pH: 7.00 Preservative: 0.01% Thimerosal (merthiolate) Constituents: 1.21% Tris, 0.75% Glycine, 20% Glycerol (glycerin, glycerine)
Purity	Immunogen affinity purified
Clonality	Polyclonal
Isotype	IgG

Applications

The Abpromise guarantee

Our [Abpromise guarantee](#) covers the use of ab152144 in the following tested applications.

The application notes include recommended starting dilutions; optimal dilutions/concentrations should be determined by the end user.

Application	Abreviews	Notes
WB		1/500 - 1/3000. Predicted molecular weight: 21 kDa.
IHC-P		1/100 - 1/1000. Perform heat mediated antigen retrieval before commencing with IHC staining protocol using 10mM Citrate buffer (pH6.0) or Tris-EDTA buffer (pH8.0).

Target

Function

Component of heterochromatin. Recognizes and binds histone H3 tails methylated at 'Lys-9', leading to epigenetic repression. Interaction with lamin B receptor (LBR) can contribute to the association of the heterochromatin with the inner nuclear membrane.

Tissue specificity

Expressed in all adult and embryonic tissues.

Sequence similarities

Contains 2 chromo domains.

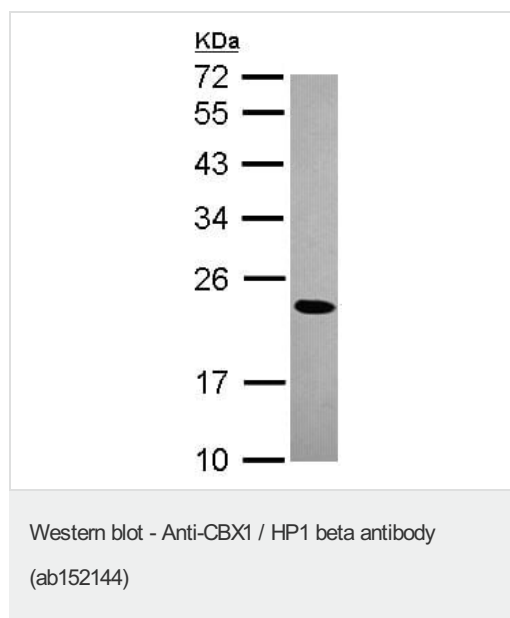
Post-translational modifications

Not phosphorylated.
Ubiquitinated.

Cellular localization

Nucleus. Unassociated with chromosomes during mitosis.

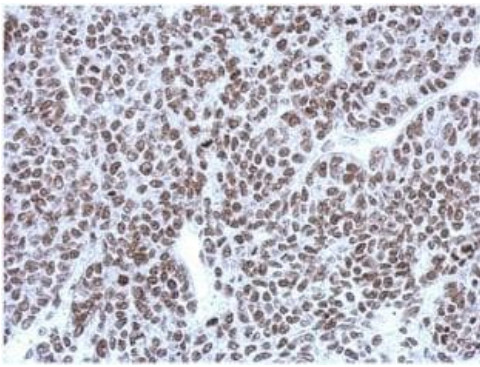
Images



Anti-CBX1 / HP1 beta antibody (ab152144) at 1/1000 dilution +
HeLa whole cell lysate at 30 µg

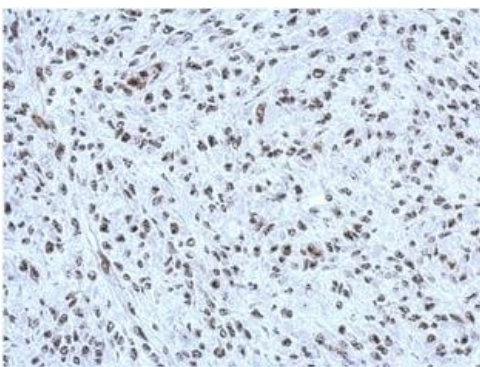
Predicted band size: 21 kDa

12% SDS PAGE



Immunohistochemistry (Formalin/PFA-fixed paraffin-embedded sections) - Anti-CBX1 / HP1 beta antibody (ab152144)

Immunohistochemical analysis of paraffin-embedded 59T xenograft labeling CBX1 / HP1 beta with ab152144 at 1/500 dilution.



Immunohistochemistry (Formalin/PFA-fixed paraffin-embedded sections) - Anti-CBX1 / HP1 beta antibody (ab152144)

Immunohistochemical analysis of paraffin-embedded C2C12 xenograft labeling CBX1 / HP1 beta with ab152144 at 1/500 dilution.

Please note: All products are "FOR RESEARCH USE ONLY. NOT FOR USE IN DIAGNOSTIC PROCEDURES"

Our Abpromise to you: Quality guaranteed and expert technical support

- Replacement or refund for products not performing as stated on the datasheet
- Valid for 12 months from date of delivery
- Response to your inquiry within 24 hours

- We provide support in Chinese, English, French, German, Japanese and Spanish
- Extensive multi-media technical resources to help you
- We investigate all quality concerns to ensure our products perform to the highest standards

If the product does not perform as described on this datasheet, we will offer a refund or replacement. For full details of the Abpromise,

please visit <https://www.abcam.com/abpromise> or contact our technical team.

Terms and conditions

- Guarantee only valid for products bought direct from Abcam or one of our authorized distributors