



Product datasheet

Anti-CC137 antibody ab185368

3 Images

Overview

Product name	Anti-CC137 antibody
Description	Rabbit polyclonal to CC137
Host species	Rabbit
Tested applications	Suitable for: ICC/IF, WB, IHC-P
Species reactivity	Reacts with: Human
Immunogen	<p>Recombinant fragment corresponding to Human CC137 aa 213-288. Sequence:</p> <p>QRSVSKDQPGRRSQMLRMLLSPGGVSQPLTASLARQRIV EEERERAVQAY RALKQRQQQLHGERPHLTSRKKPEPQ</p> <p>Database link: Q6PK04</p> <p style="text-align: right;">  Run BLAST with  Run BLAST with </p>
Positive control	IHC-P: Human Colon tissue WB: RT4 and U-251 MG cell lysates. ICC/IF: U-2 OS cells.
General notes	<p>Reproducibility is key to advancing scientific discovery and accelerating scientists' next breakthrough.</p> <p>Abcam is leading the way with our range of recombinant antibodies, knockout-validated antibodies and knockout cell lines, all of which support improved reproducibility.</p> <p>We are also planning to innovate the way in which we present recommended applications and species on our product datasheets, so that only applications & species that have been tested in our own labs, our suppliers or by selected trusted collaborators are covered by our Abpromise™ guarantee.</p> <p>In preparation for this, we have started to update the applications & species that this product is Abpromise guaranteed for.</p> <p>We are also updating the applications & species that this product has been “predicted to work with,” however this information is not covered by our Abpromise guarantee.</p> <p>Applications & species from publications and Abreviews that have not been tested in our own labs or in those of our suppliers are not covered by the Abpromise guarantee.</p> <p>Please check that this product meets your needs before purchasing. If you have any questions, special requirements or concerns, please send us an inquiry and/or contact our Support team ahead of purchase. Recommended alternatives for this product can be found below, as well as customer reviews and Q&As.</p>

Properties

Form	Liquid
Storage instructions	Shipped at 4°C. Store at +4°C short term (1-2 weeks). Upon delivery aliquot. Store at -20°C long term. Avoid freeze / thaw cycle.
Storage buffer	pH: 7.20 Preservative: 0.02% Sodium azide Constituents: 59% PBS, 40% Glycerol (glycerin, glycerine)
Purity	Immunogen affinity purified
Clonality	Polyclonal
Isotype	IgG

Applications

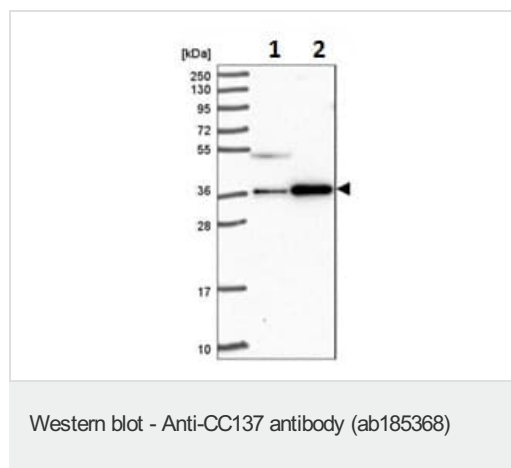
Our [Abpromise guarantee](#) covers the use of **ab185368** in the following tested applications.

The application notes include recommended starting dilutions; optimal dilutions/concentrations should be determined by the end user.

Application	Abreviews	Notes
ICC/IF		Use a concentration of 0.25 - 2 µg/ml.
WB		Use a concentration of 0.04 - 0.4 µg/ml. Predicted molecular weight: 33 kDa.
IHC-P		1/200 - 1/500. Perform heat mediated antigen retrieval with citrate buffer pH 6 before commencing with IHC staining protocol.

Target

Images

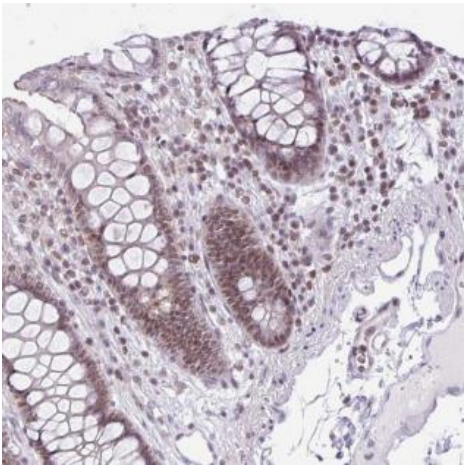


All lanes : Anti-CC137 antibody (ab185368) at 1/250 dilution

Lane 1 : RT4 cell lysate

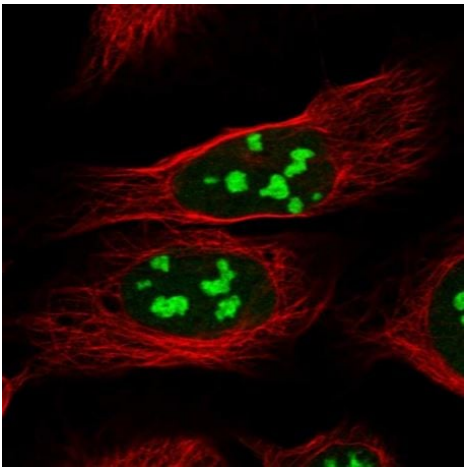
Lane 2 : U-251MG cell lysate

Predicted band size: 33 kDa



Immunohistochemical analysis of paraffin-embedded human colon tissue labeling CC137 with ab185368 at 1/200 dilution

Immunohistochemistry (Formalin/PFA-fixed paraffin-embedded sections) - Anti-CC137 antibody (ab185368)



U-2 OS cells stained for CC137 (green) using ab185368 at 2 µg/ml dilution in ICC/IF.

Immunocytochemistry/ Immunofluorescence - Anti-CC137 antibody (ab185368)

Please note: All products are "FOR RESEARCH USE ONLY. NOT FOR USE IN DIAGNOSTIC PROCEDURES"

Our Abpromise to you: Quality guaranteed and expert technical support

- Replacement or refund for products not performing as stated on the datasheet
- Valid for 12 months from date of delivery
- Response to your inquiry within 24 hours
- We provide support in Chinese, English, French, German, Japanese and Spanish
- Extensive multi-media technical resources to help you
- We investigate all quality concerns to ensure our products perform to the highest standards

If the product does not perform as described on this datasheet, we will offer a refund or replacement. For full details of the Abpromise,

please visit <https://www.abcam.com/abpromise> or contact our technical team.

Terms and conditions

- Guarantee only valid for products bought direct from Abcam or one of our authorized distributors