


Product datasheet

Anti-CCDC113 antibody ab150866

3 Images

Overview

Product name	Anti-CCDC113 antibody
Description	Rabbit polyclonal to CCDC113
Host species	Rabbit
Tested applications	Suitable for: IHC-P, ICC/IF, WB
Species reactivity	Reacts with: Human Predicted to work with: Chimpanzee, Rhesus monkey, Gorilla 
Immunogen	Recombinant fragment, corresponding to amino acids 247-345 of Human CCDC113 (Q9H0I3). Run BLAST with ExPASy Run BLAST with NCBI
Positive control	Human adrenal gland tissue, U-251 cells
General notes	The antibody solution should be gently mixed before use.

Properties

Form	Liquid
Storage instructions	Shipped at 4°C. Upon delivery aliquot and store at -20°C. Avoid freeze / thaw cycles.
Storage buffer	pH: 7.20 Preservative: 0.02% Sodium azide Constituents: 59% PBS, 40% Glycerol
Purity	Immunogen affinity purified
Clonality	Polyclonal
Isotype	IgG

Applications

Our [Abpromise guarantee](#) covers the use of **ab150866** in the following tested applications.

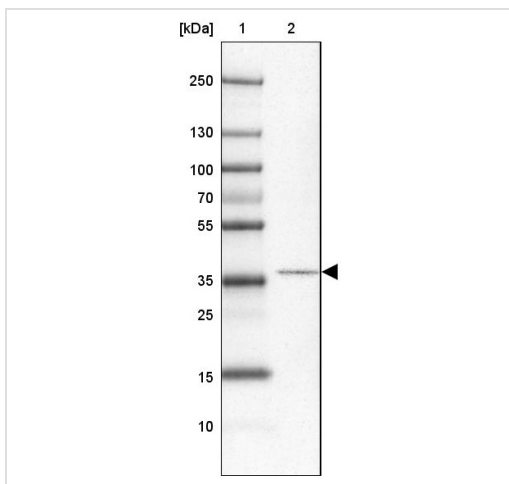
The application notes include recommended starting dilutions; optimal dilutions/concentrations should be determined by the end user.

Application	Abreviews	Notes

Application	Abreviews	Notes
IHC-P		1/20 - 1/50. Perform heat mediated antigen retrieval with citrate buffer pH 6 before commencing with IHC staining protocol.
ICC/IF		Use a concentration of 1 - 4 µg/ml. Fixation/Permeabilization: PFA/Triton X-100
WB		1/500 - 1/1000. Predicted molecular weight: 44 kDa.

Target

Images



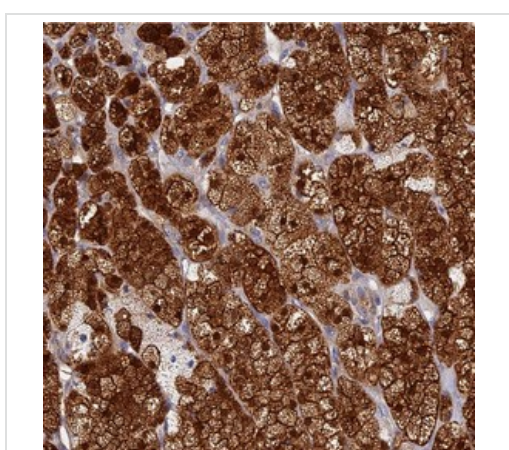
Lane 2 : Anti-CCDC113 antibody (ab150866)

Lane 1 : Marker

Lane 2 : Human testis tissue lysate

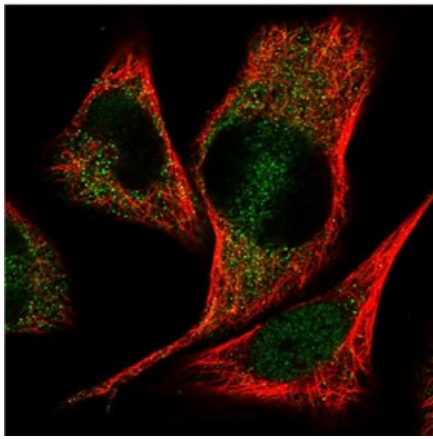
Predicted band size: 44 kDa

Western blot - Anti-CCDC113 antibody (ab150866)



Immunohistochemical analysis of paraffin embedded Human adrenal gland tissue labeling CCDC113 with ab150866 antibody.

Immunohistochemistry (Formalin/PFA-fixed paraffin-embedded sections) - Anti-CCDC113 antibody (ab150866)



Immunofluorescent analysis of PFA/Triton X-100-fixed U-251 cells labeling CCDC113 with ab150866 at 4 µg/ml.

Immunocytochemistry/ Immunofluorescence - Anti-CCDC113 antibody (ab150866)

Please note: All products are "FOR RESEARCH USE ONLY. NOT FOR USE IN DIAGNOSTIC PROCEDURES"

Our Abpromise to you: Quality guaranteed and expert technical support

- Replacement or refund for products not performing as stated on the datasheet
- Valid for 12 months from date of delivery
- Response to your inquiry within 24 hours
- We provide support in Chinese, English, French, German, Japanese and Spanish
- Extensive multi-media technical resources to help you
- We investigate all quality concerns to ensure our products perform to the highest standards

If the product does not perform as described on this datasheet, we will offer a refund or replacement. For full details of the Abpromise, please visit <https://www.abcam.com/abpromise> or contact our technical team.

Terms and conditions

- Guarantee only valid for products bought direct from Abcam or one of our authorized distributors