

Product datasheet

Anti-CD20 antibody ab88247

3 References 4 Images

Overview

Product name	Anti-CD20 antibody
Description	Mouse polyclonal to CD20
Host species	Mouse
Tested applications	Suitable for: WB, IHC-P, Flow Cyt
Species reactivity	Reacts with: Human
Immunogen	CD20 (NP_068769.2, 1 a.a. ~ 297 a.a) full-length human protein.
Positive control	Human spleen membrane lysate Transfected 293T membrane lysate Human lymph node tissue CD20 expressing 293 cells

Properties

Form	Liquid
Storage instructions	Shipped at 4°C. Upon delivery aliquot. Store at -20°C or -80°C. Avoid freeze / thaw cycle.
Storage buffer	pH: 7.20 Constituent: 2.68% PBS
Purity	Protein A purified
Clonality	Polyclonal
Isotype	IgG

Applications

Our [Abpromise guarantee](#) covers the use of **ab88247** in the following tested applications.

The application notes include recommended starting dilutions; optimal dilutions/concentrations should be determined by the end user.

Application	Abreviews	Notes
WB		Use a concentration of 1 µg/ml. Detects a band of approximately 33 kDa.
IHC-P		Use a concentration of 3 µg/ml.

Application	Abreviews	Notes
-------------	-----------	-------

Flow Cyt

Use at an assay dependent concentration.

[ab37355](#) - Mouse polyclonal IgG, is suitable for use as an isotype control with this antibody.

Target

Function

This protein may be involved in the regulation of B-cell activation and proliferation.

Tissue specificity

Expressed on B-cells.

Involvement in disease

Defects in MS4A1 are the cause of immunodeficiency common variable type 5 (CVID5) [MIM:613495]; also called antibody deficiency due to CD20 defect. CVID5 is a primary immunodeficiency characterized by antibody deficiency, hypogammaglobulinemia, recurrent bacterial infections and an inability to mount an antibody response to antigen. The defect results from a failure of B-cell differentiation and impaired secretion of immunoglobulins; the numbers of circulating B cells is usually in the normal range, but can be low.

Sequence similarities

Belongs to the MS4A family.

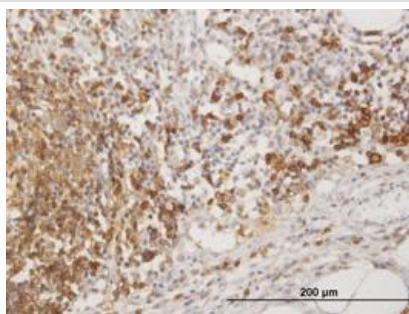
Post-translational modifications

Phosphorylated. Might be functionally regulated by protein kinase(s).

Cellular localization

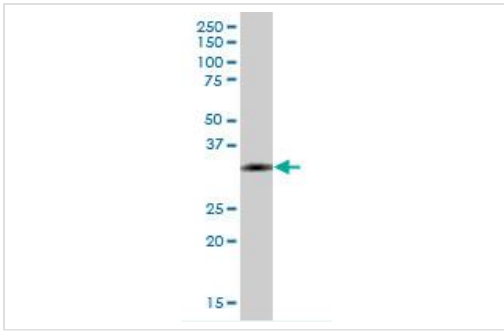
Membrane.

Images



ab88247, at 3μg/ml, staining human CD20 in lymph node, using Immunohistochemistry, Formalin/PFA-fixed paraffin embedded tissue.

Immunohistochemistry (Formalin/PFA-fixed paraffin-embedded sections) - Anti-CD20 antibody (ab88247)



Western blot - Anti-CD20 antibody (ab88247)

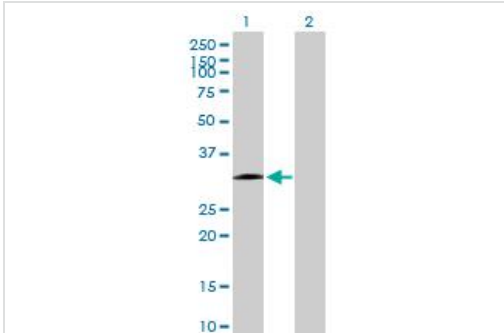
Anti-CD20 antibody (ab88247) at 1 µg/ml + Human spleen at 25 µg

Secondary

Goat Anti-Mouse IgG at 1/2500 dilution

Observed band size: 33 kDa

[why is the actual band size different from the predicted?](#)



Western blot - Anti-CD20 antibody (ab88247)

All lanes : Anti-CD20 antibody (ab88247) at 1 µg/ml

Lane 1 : CD20 transfected lysate

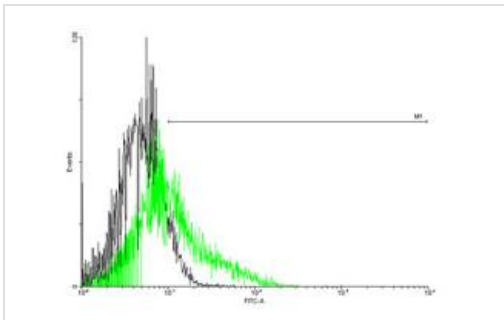
Lane 2 : Non-transfected lysate

Lysates/proteins at 25 µg per lane.

Secondary

All lanes : Goat Anti-Mouse IgG at 1/2500 dilution

Observed band size: 33 kDa [why is the actual band size different from the predicted?](#)



Flow Cytometry - Anti-CD20 antibody (ab88247)

FACS analysis of negative control 293 cells (Black) and CD20 expressing 293 cells (Green) using ab88247.

Please note: All products are "FOR RESEARCH USE ONLY AND ARE NOT INTENDED FOR DIAGNOSTIC OR THERAPEUTIC USE"

Our Abpromise to you: Quality guaranteed and expert technical support

- Replacement or refund for products not performing as stated on the datasheet
- Valid for 12 months from date of delivery
- Response to your inquiry within 24 hours
- We provide support in Chinese, English, French, German, Japanese and Spanish

- Extensive multi-media technical resources to help you
- We investigate all quality concerns to ensure our products perform to the highest standards

If the product does not perform as described on this datasheet, we will offer a refund or replacement. For full details of the Abpromise, please visit <https://www.abcam.com/abpromise> or contact our technical team.

Terms and conditions

- Guarantee only valid for products bought direct from Abcam or one of our authorized distributors