

Product datasheet

Anti-CD64 antibody [EPR4623] - BSA and Azide free  
ab216856

Recombinant RabMAb

3 Images

Overview

<b>Product name</b>	Anti-CD64 antibody [EPR4623] - BSA and Azide free
<b>Description</b>	Rabbit monoclonal [EPR4623] to CD64 - BSA and Azide free
<b>Host species</b>	Rabbit
<b>Tested applications</b>	<b>Suitable for:</b> Flow Cyt, IP, WB <b>Unsuitable for:</b> IHC-P
<b>Species reactivity</b>	<b>Reacts with:</b> Human
<b>Immunogen</b>	aa 50-150.
<b>Positive control</b>	U937, THP1, and HL60 cell lysates; U937 cells.
<b>General notes</b>	ab216856 is the carrier-free version of <a href="#">ab109449</a> This format is designed for use in antibody labeling, including fluorochromes, metal isotopes, oligonucleotides, enzymes.

Our [carrier-free formats](#) are supplied in a buffer free of BSA, sodium azide and glycerol for higher conjugation efficiency.

Use our [conjugation kits](#) for antibody conjugates that are ready-to-use in as little as 20 minutes with <1 minute hands-on-time and 100% antibody recovery: available for fluorescent dyes, HRP, biotin and gold.

Ab216856 is compatible with the Maxpar® Antibody Labeling Kit from Fluidigm.

*Maxpar® is a trademark of Fluidigm Canada Inc.*

Mouse, Rat: We have preliminary internal testing data to indicate this antibody may not react with these species. Please contact us for more information.

This product is a recombinant monoclonal antibody, which offers several advantages including:

- High batch-to-batch consistency and reproducibility
- Improved sensitivity and specificity
- Long-term security of supply
- Animal-free production

For more information [see here](#).

Our RabMAb® technology is a patented hybridoma-based technology for making rabbit monoclonal antibodies. For details on our patents, please refer to [RabMAb® patents](#).

Reproducibility is key to advancing scientific discovery and accelerating scientists' next breakthrough.

Abcam is leading the way with our range of recombinant antibodies, knockout-validated antibodies and knockout cell lines, all of which support improved reproducibility.

We are also planning to innovate the way in which we present recommended applications and species on our product datasheets, so that only applications & species that have been tested in our own labs, our suppliers or by selected trusted collaborators are covered by our Abpromise™ guarantee.

In preparation for this, we have started to update the applications & species that this product is Abpromise guaranteed for.

We are also updating the applications & species that this product has been “predicted to work with,” however this information is not covered by our Abpromise guarantee.

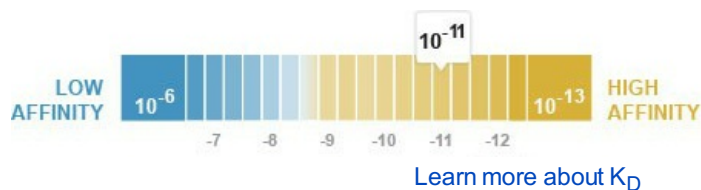
Applications & species from publications and Abreviews that have not been tested in our own labs or in those of our suppliers are not covered by the Abpromise guarantee.

Please check that this product meets your needs before purchasing. If you have any questions, special requirements or concerns, please send us an inquiry and/or contact our Support team ahead of purchase. Recommended alternatives for this product can be found below, as well as customer reviews and Q&As.

## Properties

---

<b>Form</b>	Liquid
<b>Storage instructions</b>	Shipped at 4°C. Store at +4°C. Do Not Freeze.
<b>Dissociation constant (K<sub>D</sub>)</b>	K <sub>D</sub> = 1.00 x 10 <sup>-11</sup> M



<b>Storage buffer</b>	pH: 7.20 Constituent: PBS
<b>Carrier free</b>	Yes
<b>Purity</b>	Protein A purified
<b>Clonality</b>	Monoclonal
<b>Clone number</b>	EPR4623
<b>Isotype</b>	IgG

## Applications

---

Our [Abpromise guarantee](#) covers the use of **ab216856** in the following tested applications.

The application notes include recommended starting dilutions; optimal dilutions/concentrations should be determined by the end user.

Application	Abreviews	Notes
Flow Cyt		Use at an assay dependent concentration. <a href="#">ab172730</a> - Rabbit monoclonal IgG, is suitable for use as an isotype control with this antibody.
IP		Use at an assay dependent concentration.
WB		Use at an assay dependent concentration. Detects a band of approximately 64-78 kDa (predicted molecular weight: 43 kDa).

**Application notes** Is unsuitable for IHC-P.

## Target

**Function** High affinity receptor for the Fc region of immunoglobulins gamma. Functions in both innate and adaptive immune responses.

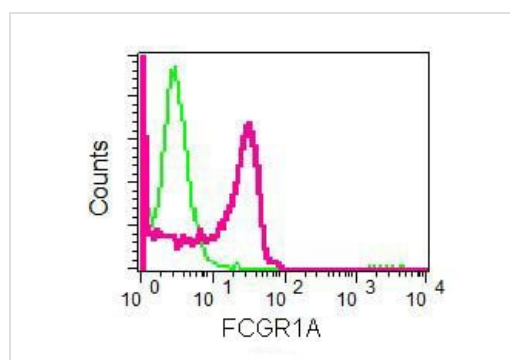
**Tissue specificity** Monocyte/macrophage specific.

**Sequence similarities** Belongs to the immunoglobulin superfamily, FCGR1 family. Contains 3 Ig-like C2-type (immunoglobulin-like) domains.

**Post-translational modifications** Phosphorylated on serine residues.

**Cellular localization** Cell membrane. Stabilized at the cell membrane through interaction with FCER1G.

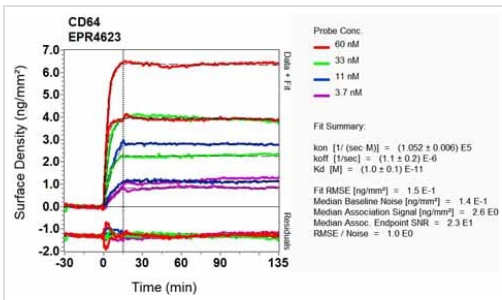
## Images



Flow Cytometry - Anti-CD64 antibody [EPR4623] - BSA and Azide free (ab216856)

[ab109449](#) at 1/100 dilution staining CD64 in U937 cells by Flow cytometry (shown in red). Rabbit IgG negative control (shown in green).

This data was developed using the same antibody clone in a different buffer formulation containing PBS, BSA, glycerol, and sodium azide ([ab109449](#)).



OI-RD Scanning - Anti-CD64 antibody [EPR4623] - BSA and Azide free (ab216856)

Equilibrium disassociation constant ( $K_D$ )

Learn more about  $K_D$

[Click here to learn more about  \$K\_D\$](#)

This data was developed using the same antibody clone in a different buffer formulation containing PBS, BSA, glycerol, and sodium azide (ab109449).

### Why choose a recombinant antibody?



**Research with confidence**  
Consistent and reproducible results



**Long-term and scalable supply**  
Recombinant technology



**Success from the first experiment**  
Confirmed specificity



**Ethical standards compliant**  
Animal-free production

Anti-CD64 antibody [EPR4623] - BSA and Azide free (ab216856)

**Please note:** All products are "FOR RESEARCH USE ONLY. NOT FOR USE IN DIAGNOSTIC PROCEDURES"

### Our Abpromise to you: Quality guaranteed and expert technical support

- Replacement or refund for products not performing as stated on the datasheet
- Valid for 12 months from date of delivery
- Response to your inquiry within 24 hours
- We provide support in Chinese, English, French, German, Japanese and Spanish
- Extensive multi-media technical resources to help you
- We investigate all quality concerns to ensure our products perform to the highest standards

If the product does not perform as described on this datasheet, we will offer a refund or replacement. For full details of the Abpromise,

please visit <https://www.abcam.com/abpromise> or contact our technical team.

## **Terms and conditions**

---

- Guarantee only valid for products bought direct from Abcam or one of our authorized distributors