



Product datasheet

Anti-CD70 antibody ab175389

2 References 2 Images

Overview

Product name	Anti-CD70 antibody
Description	Rabbit polyclonal to CD70
Host species	Rabbit
Tested applications	Suitable for: ICC/IF, WB
Species reactivity	Reacts with: Mouse, Rat, Human
Immunogen	<p>Recombinant full length protein corresponding to Human CD70 aa 1-193. Sequence:</p> <p>MPEEGSGCSVRRRPYGCVLRAALVPLVAGLVICLVVCIQR FAQAQQQLPL ESLGWDVAELQLNHTGPQQDPRLYWQGGPALGRSFLHG PELDKGQLRIHR DGYMVHIQVTLAICSSTTASRHPTTLAVGICSPASRSISLL RLSFHQG CTIASQRLTPLARGDTLCTNLTGTLPSRNTDEFFGVQW VRP</p> <p>Database link: P32970</p> <p style="text-align: right;"> Run BLAST with  Run BLAST with</p>
Positive control	WB: HL-60 cell lysate and Mouse liver tissue lysate ICC/IF: U-2 OS cells
General notes	<p>Reproducibility is key to advancing scientific discovery and accelerating scientists' next breakthrough.</p> <p>Abcam is leading the way with our range of recombinant antibodies, knockout-validated antibodies and knockout cell lines, all of which support improved reproducibility.</p> <p>We are also planning to innovate the way in which we present recommended applications and species on our product datasheets, so that only applications & species that have been tested in our own labs, our suppliers or by selected trusted collaborators are covered by our Abpromise™ guarantee.</p> <p>In preparation for this, we have started to update the applications & species that this product is Abpromise guaranteed for.</p> <p>We are also updating the applications & species that this product has been “predicted to work with,” however this information is not covered by our Abpromise guarantee.</p> <p>Applications & species from publications and Abreviews that have not been tested in our own</p>

labs or in those of our suppliers are not covered by the Abpromise guarantee.

Please check that this product meets your needs before purchasing. If you have any questions, special requirements or concerns, please send us an inquiry and/or contact our Support team ahead of purchase. Recommended alternatives for this product can be found below, as well as customer reviews and Q&As.

Properties

Form	Liquid
Storage instructions	Shipped at 4°C. Store at +4°C short term (1-2 weeks). Upon delivery aliquot. Store at -20°C long term. Avoid freeze / thaw cycle.
Storage buffer	pH: 7.30 Preservative: 0.02% Sodium azide Constituents: 49% PBS, 50% Glycerol
Purity	Protein A purified
Clonality	Polyclonal
Isotype	IgG

Applications

Our [Abpromise guarantee](#) covers the use of **ab175389** in the following tested applications.

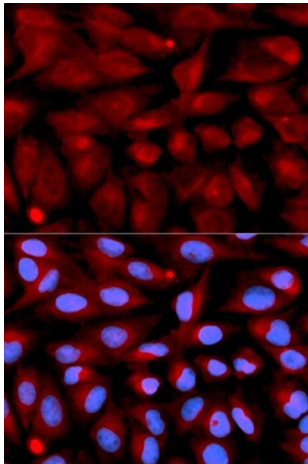
The application notes include recommended starting dilutions; optimal dilutions/concentrations should be determined by the end user.

Application	Abreviews	Notes
ICC/IF		1/50 - 1/200.
WB		1/500 - 1/2000. Predicted molecular weight: 21 kDa.

Target

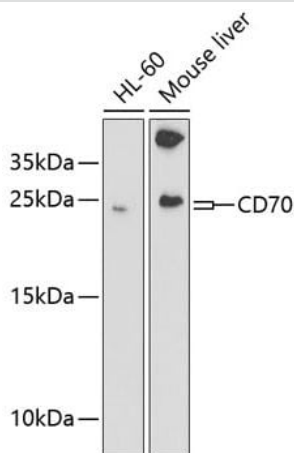
Function	Cytokine that binds to CD27. Plays a role in T-cell activation. Induces the proliferation of costimulated T-cells and enhances the generation of cytolytic T-cells.
Sequence similarities	Belongs to the tumor necrosis factor family.
Cellular localization	Membrane.

Images



Immunofluorescence staining of U-2 OS cells stained for CD70 with ab175389. Nuclei are labeled with DAPI (Blue).

Immunocytochemistry/ Immunofluorescence - Anti-CD70 antibody (ab175389)



All lanes : Anti-CD70 antibody (ab175389) at 1/1000 dilution

Lane 1 : HL-60 cell lysate

Lane 2 : Mouse liver tissue lysate

Lysates/proteins at 25 µg per lane.

Secondary

All lanes : HRP Goat AntiRabbit IgG (H+L) at 1/10000 dilution

Predicted band size: 21 kDa

Western blot - Anti-CD70 antibody (ab175389)

Blocking buffer: 3% nonfat dry milk in TBST

Please note: All products are "FOR RESEARCH USE ONLY. NOT FOR USE IN DIAGNOSTIC PROCEDURES"

Our Abpromise to you: Quality guaranteed and expert technical support

- Replacement or refund for products not performing as stated on the datasheet
- Valid for 12 months from date of delivery
- Response to your inquiry within 24 hours

- We provide support in Chinese, English, French, German, Japanese and Spanish
- Extensive multi-media technical resources to help you
- We investigate all quality concerns to ensure our products perform to the highest standards

If the product does not perform as described on this datasheet, we will offer a refund or replacement. For full details of the Abpromise, please visit <https://www.abcam.com/abpromise> or contact our technical team.

Terms and conditions

- Guarantee only valid for products bought direct from Abcam or one of our authorized distributors