




Product datasheet

Anti-CD9 antibody ab223052

8 References 5 Images

Overview

Product name	Anti-CD9 antibody
Description	Rabbit polyclonal to CD9
Host species	Rabbit
Tested applications	Suitable for: WB, IHC-P
Species reactivity	<p>Reacts with: Mouse, Human</p> <p>Predicted to work with: African green monkey </p>
Immunogen	<p>Recombinant fragment corresponding to Human CD9 aa 112-195. Sequence:</p> <p>SHKDEVIKEVQEFYKDTYNKTKDEPQRETLKAIHYALNC CGLAGGVEQ FISDICPKKDVLETFTVKSCPDAIKEVFDNKFHI</p> <p>Database link: P21926</p> <p style="text-align: right;">  Run BLAST with  Run BLAST with </p>
Positive control	WB: Mouse lung and kidney tissue lysates. HeLa, A549, HepG2, PC-3, U-87 MG and MCF7 whole cell lysates. IHC-P: Human placenta, breast cancer and colon cancer tissue.
General notes	<p>Reproducibility is key to advancing scientific discovery and accelerating scientists' next breakthrough.</p> <p>Abcam is leading the way with our range of recombinant antibodies, knockout-validated antibodies and knockout cell lines, all of which support improved reproducibility.</p> <p>We are also planning to innovate the way in which we present recommended applications and species on our product datasheets, so that only applications & species that have been tested in our own labs, our suppliers or by selected trusted collaborators are covered by our Abpromise™ guarantee.</p> <p>In preparation for this, we have started to update the applications & species that this product is Abpromise guaranteed for.</p> <p>We are also updating the applications & species that this product has been “predicted to work with,” however this information is not covered by our Abpromise guarantee.</p> <p>Applications & species from publications and Abreviews that have not been tested in our own labs or in those of our suppliers are not covered by the Abpromise guarantee.</p> <p>Please check that this product meets your needs before purchasing. If you have any questions, special requirements or concerns, please send us an inquiry and/or contact our Support team</p>

ahead of purchase. Recommended alternatives for this product can be found below, as well as customer reviews and Q&As.

Properties

Form	Liquid
Storage instructions	Shipped at 4°C. Store at +4°C short term (1-2 weeks). Upon delivery aliquot. Store at -20°C long term. Avoid freeze / thaw cycle.
Storage buffer	pH: 7.40 Preservative: 0.1% Sodium azide Constituents: 50% Glycerol, PBS
Purity	Immunogen affinity purified
Purification notes	>95% pure
Clonality	Polyclonal
Isotype	IgG

Applications

Our [Abpromise guarantee](#) covers the use of **ab223052** in the following tested applications.

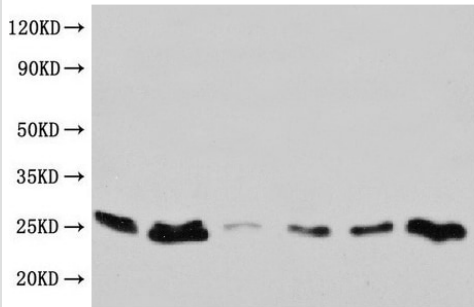
The application notes include recommended starting dilutions; optimal dilutions/concentrations should be determined by the end user.

Application	Abreviews	Notes
WB		1/500 - 1/1000. Detects a band of approximately 26 kDa (predicted molecular weight: 25 kDa).
IHC-P		1/50 - 1/500.

Target

Function	Involved in platelet activation and aggregation. Regulates paranodal junction formation. Involved in cell adhesion, cell motility and tumor metastasis. Required for sperm-egg fusion.
Tissue specificity	Expressed by a variety of hematopoietic and epithelial cells.
Sequence similarities	Belongs to the tetraspanin (TM4SF) family.
Post-translational modifications	Protein exists in three forms with molecular masses between 22 and 27 kDa, and is known to carry covalently linked fatty acids.
Cellular localization	Membrane.

Images



Western blot - Anti-CD9 antibody (ab223052)

All lanes : Anti-CD9 antibody (ab223052) at 1/500 dilution

Lane 1 : HeLa (Human epithelial cell line from cervix adenocarcinoma) whole cell lysate

Lane 2 : A549 (Human lung carcinoma cell line) whole cell lysate

Lane 3 : HepG2 (Human liver hepatocellular carcinoma cell line) whole cell lysate

Lane 4 : PC-3 (Human prostate adenocarcinoma cell line) whole cell lysate

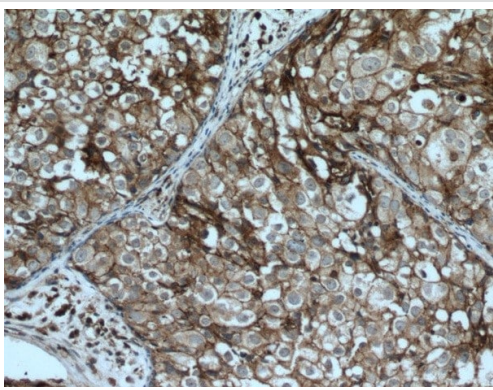
Lane 5 : U-87 MG (Human glioblastoma-astrocytoma epithelial cell line) whole cell lysate

Lane 6 : MCF7 (Human breast adenocarcinoma cell line) whole cell lysate

Secondary

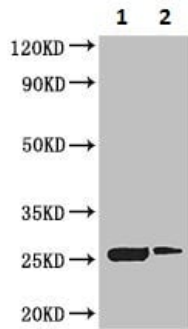
All lanes : Goat polyclonal to rabbit IgG at 1/50000 dilution

Predicted band size: 25 kDa



Immunohistochemistry (Formalin/PFA-fixed paraffin-embedded sections) - Anti-CD9 antibody (ab223052)

Immunohistochemistry of paraffin-embedded human breast cancer using ab223052 at dilution of 1:200.



Western blot - Anti-CD9 antibody (ab223052)

All lanes : Anti-CD9 antibody (ab223052) at 1/1000 dilution

Lane 1 : Mouse lung lysate

Lane 2 : Mouse kidney lysate

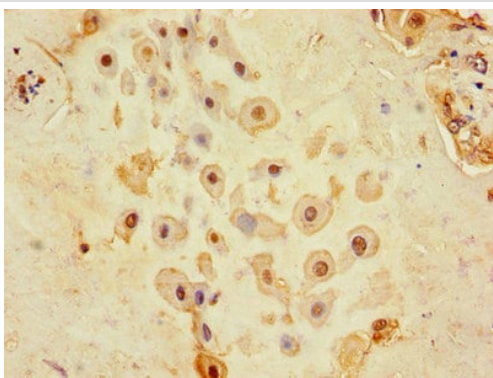
Secondary

All lanes : Goat Anti-Rabbit IgG at 1/50000 dilution

Predicted band size: 25 kDa

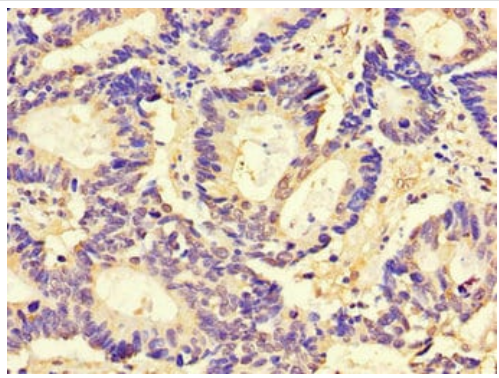
Observed band size: 26 kDa

[why is the actual band size different from the predicted?](#)



Immunohistochemistry (Formalin/PFA-fixed paraffin-embedded sections) - Anti-CD9 antibody (ab223052)

Paraffin embedded sections of human placenta tissue were stained for CD9 with ab223052 at 1/100 dilution in immunohistochemical analysis.



Immunohistochemistry (Formalin/PFA-fixed paraffin-embedded sections) - Anti-CD9 antibody (ab223052)

Paraffin embedded sections of human colon cancer tissue were stained for CD9 with ab223052 at 1/100 dilution in immunohistochemical analysis.

Please note: All products are "FOR RESEARCH USE ONLY. NOT FOR USE IN DIAGNOSTIC PROCEDURES"

Our Abpromise to you: Quality guaranteed and expert technical support

- Replacement or refund for products not performing as stated on the datasheet
- Valid for 12 months from date of delivery
- Response to your inquiry within 24 hours

- We provide support in Chinese, English, French, German, Japanese and Spanish
- Extensive multi-media technical resources to help you
- We investigate all quality concerns to ensure our products perform to the highest standards

If the product does not perform as described on this datasheet, we will offer a refund or replacement. For full details of the Abpromise, please visit <https://www.abcam.com/abpromise> or contact our technical team.

Terms and conditions

- Guarantee only valid for products bought direct from Abcam or one of our authorized distributors