


Product datasheet

Anti-CD93 antibody [EPR5386] ab134079

Recombinant **RabMAb**

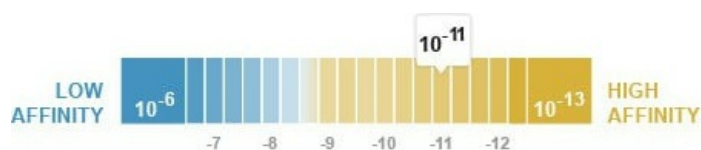
[3 References](#) [4 Images](#)

Overview

Product name	Anti-CD93 antibody [EPR5386]
Description	Rabbit monoclonal [EPR5386] to CD93
Host species	Rabbit
Tested applications	Suitable for: WB, Flow Cyt (Intra) Unsuitable for: ELISA, IHC-P or IP
Species reactivity	Reacts with: Rat, Human Predicted to work with: Mouse 
Immunogen	Synthetic peptide. This information is proprietary to Abcam and/or its suppliers.
Positive control	THP-1, Rat kidney, and Human platelet lysates, THP-1 cells
General notes	This product is a recombinant monoclonal antibody, which offers several advantages including: <ul style="list-style-type: none"> - High batch-to-batch consistency and reproducibility - Improved sensitivity and specificity - Long-term security of supply - Animal-free production For more information see here . Our RabMAb [®] technology is a patented hybridoma-based technology for making rabbit monoclonal antibodies. For details on our patents, please refer to RabMAb[®] patents .

Properties

Form	Liquid
Storage instructions	Shipped at 4°C. Store at -20°C. Stable for 12 months at -20°C.
Dissociation constant (K_D)	K _D = 1.80 x 10 ⁻¹¹ M



[Learn more about K_D](#)

Storage buffer	pH: 7.2
-----------------------	---------

Preservative: 0.05% Sodium azide
Constituents: 40% Glycerol (glycerin, glycerine), 9.85% Tris glycine, 50% Tissue culture supernatant

Purity Protein A purified
Clonality Monoclonal
Clone number EPR5386
Isotype IgG

Applications

The Abpromise guarantee Our **Abpromise guarantee** covers the use of ab134079 in the following tested applications. The application notes include recommended starting dilutions; optimal dilutions/concentrations should be determined by the end user.

Application	Abreviews	Notes
WB		1/1000 - 1/10000. Detects a band of approximately 120 kDa (predicted molecular weight: 69 kDa).
Flow Cyt (Intra)		1/100 - 1/500. ab172730 - Rabbit monoclonal IgG, is suitable for use as an isotype control with this antibody.

Application notes Is unsuitable for ELISA, IHC-P or IP.

Target

Function Receptor (or element of a larger receptor complex) for C1q, mannose-binding lectin (MBL2) and pulmonary surfactant protein A (SPA). May mediate the enhancement of phagocytosis in monocytes and macrophages upon interaction with soluble defense collagens. May play a role in intercellular adhesion.

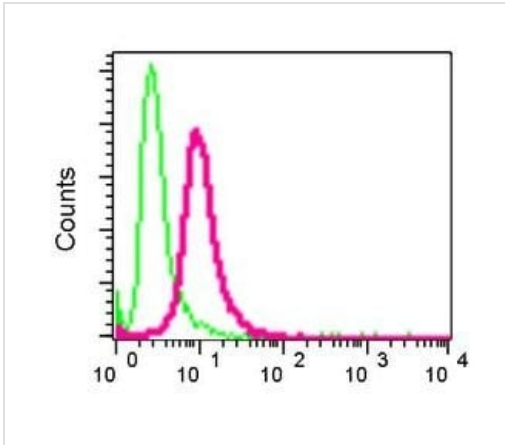
Tissue specificity Highly expressed in endothelial cells, platelets, cells of myeloid origin, such as monocytes and neutrophils. Not expressed in cells of lymphoid origin.

Sequence similarities Contains 1 C-type lectin domain.
Contains 5 EGF-like domains.

Post-translational modifications N- and O-glycosylated.

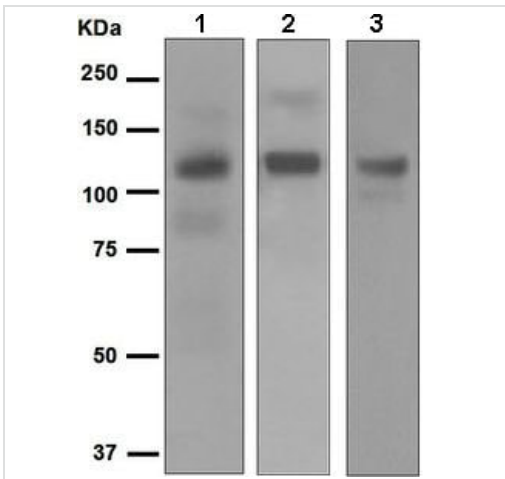
Cellular localization Membrane.

Images



Flow Cytometry (Intracellular) - Anti-CD93 antibody [EPR5386] (ab134079)

Intracellular flow cytometric analysis of permeabilized THP-1 cells labelling CD93 red with ab134079 at 1/100 and a rabbit IgG negative (green).



Western blot - Anti-CD93 antibody [EPR5386] (ab134079)

All lanes : Anti-CD93 antibody [EPR5386] (ab134079) at 1/1000 dilution

Lane 1 : THP-1 lysate

Lane 2 : Rat kidney lysate

Lane 3 : Human platelet lysate

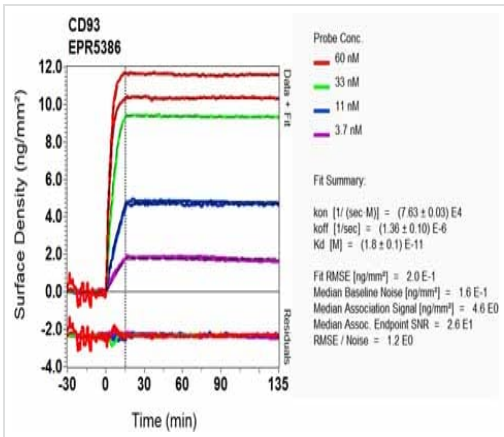
Lysates/proteins at 10 µg per lane.

Secondary

All lanes : HRP labelled Goat anti-rabbit at 1/2000 dilution

Predicted band size: 69 kDa

Observed band size: 120 kDa



SPR Scanning - Anti-CD93 antibody [EPR5386]
(ab134079)

Equilibrium dissociation constant (K_D)

Learn more about K_D

[Click here to learn more about \$K_D\$](#)

Why choose a recombinant antibody?

Research with confidence
Consistent and reproducible results

Long-term and scalable supply
Recombinant technology

Success from the first experiment
Confirmed specificity

Ethical standards compliant
Animal-free production

Anti-CD93 antibody [EPR5386] (ab134079)

Please note: All products are "FOR RESEARCH USE ONLY. NOT FOR USE IN DIAGNOSTIC PROCEDURES"

Our Abpromise to you: Quality guaranteed and expert technical support

- Replacement or refund for products not performing as stated on the datasheet
- Valid for 12 months from date of delivery
- Response to your inquiry within 24 hours

- We provide support in Chinese, English, French, German, Japanese and Spanish
- Extensive multi-media technical resources to help you
- We investigate all quality concerns to ensure our products perform to the highest standards

If the product does not perform as described on this datasheet, we will offer a refund or replacement. For full details of the Abpromise, please visit <https://www.abcam.com/abpromise> or contact our technical team.

Terms and conditions

- Guarantee only valid for products bought direct from Abcam or one of our authorized distributors