




Product datasheet

Anti-CDC42EP3 antibody ab229808

1 Image

Overview

Product name	Anti-CDC42EP3 antibody
Description	Rabbit polyclonal to CDC42EP3
Host species	Rabbit
Tested applications	Suitable for: IHC-P
Species reactivity	Reacts with: Human Predicted to work with: Mouse 
Immunogen	Recombinant fragment corresponding to Human CDC42EP3 aa 1-226. Sequence: MPAKTPYMLKAANNKKGKKFKLRDILSPDMISPPLGDFR HTIHIGKEGQH DVFGDISFLQGNIELLPGNQEKAHLGQFPGHNEFFRA NSTSDSVFTETPS PVLKNAISLPTIGGSQALMLPLLSPVTFNSKQESFGPA KLPRLSCEPVME EKAQEKSSLENGTVHQGDTSWGSSGSASQSSQGR DSHSSSLSEQYPDWP AEDMFDHPTPCELIKGKTKSEESLSD Database link: Q9UKI2  Run BLAST with  Run BLAST with
Positive control	IHC-P: Human brain tissue.

Properties

Form	Liquid
Storage instructions	Shipped at 4°C. Store at +4°C short term (1-2 weeks). Upon delivery aliquot. Store at -20°C long term. Avoid freeze / thaw cycle.
Storage buffer	pH: 7.40 Preservative: 0.03% Proclin Constituents: 50% Glycerol, PBS
Purity	Protein G purified
Purification notes	Purity >95%.

Clonality Polyclonal

Isotype IgG

Applications

Our [Abpromise guarantee](#) covers the use of **ab229808** in the following tested applications.

The application notes include recommended starting dilutions; optimal dilutions/concentrations should be determined by the end user.

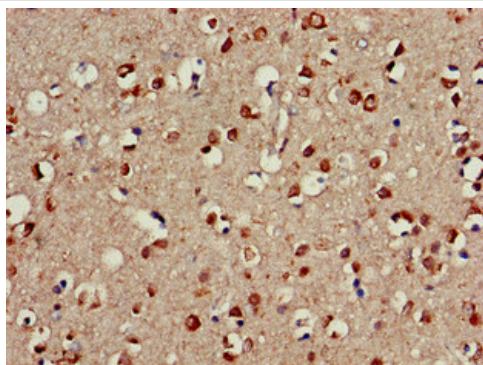
Application	Abreviews	Notes
IHC-P		1/20 - 1/200.

Target

Relevance CDC42EP3 is probably involved in the organization of the actin cytoskeleton. May act downstream of CDC42 to induce actin filament assembly leading to cell shape changes. It induces pseudopodia formation in fibroblasts.

Cellular localization Endomembrane system; Peripheral membrane protein. Cytoplasm; cytoskeleton.

Images



Paraffin-embedded human brain tissue stained for CDC42EP3 using ab229808 at 1/100 dilution in immunohistochemical analysis.

Immunohistochemistry (Formalin/PFA-fixed paraffin-embedded sections) - Anti-CDC42EP3 antibody (ab229808)

Please note: All products are "FOR RESEARCH USE ONLY. NOT FOR USE IN DIAGNOSTIC PROCEDURES"

Our Abpromise to you: Quality guaranteed and expert technical support

- Replacement or refund for products not performing as stated on the datasheet
- Valid for 12 months from date of delivery
- Response to your inquiry within 24 hours

- We provide support in Chinese, English, French, German, Japanese and Spanish
- Extensive multi-media technical resources to help you
- We investigate all quality concerns to ensure our products perform to the highest standards

If the product does not perform as described on this datasheet, we will offer a refund or replacement. For full details of the Abpromise, please visit <https://www.abcam.com/abpromise> or contact our technical team.

Terms and conditions

- Guarantee only valid for products bought direct from Abcam or one of our authorized distributors