



## Product datasheet

# Anti-CDK1 antibody ab221197

1 Image

### Overview

---

<b>Product name</b>	Anti-CDK1 antibody
<b>Description</b>	Rabbit polyclonal to CDK1
<b>Host species</b>	Rabbit
<b>Tested applications</b>	<b>Suitable for:</b> WB
<b>Species reactivity</b>	<b>Reacts with:</b> Xenopus laevis
<b>Immunogen</b>	<p>Synthetic peptide corresponding to Xenopus laevis CDK1 aa 292-302 conjugated to keyhole limpet haemocyanin (Cysteine residue).</p> <p>Sequence:</p> <p>KSSLPDNQIRN</p> <p>Database link: <a href="#">P35567</a></p> <p style="text-align: right;">  <a href="#">Run BLAST with</a>  <a href="#">Run BLAST with</a> </p>
<b>Positive control</b>	Xenopus laevis eggs extract.
<b>General notes</b>	<p>Reproducibility is key to advancing scientific discovery and accelerating scientists' next breakthrough.</p> <p>Abcam is leading the way with our range of recombinant antibodies, knockout-validated antibodies and knockout cell lines, all of which support improved reproducibility.</p> <p>We are also planning to innovate the way in which we present recommended applications and species on our product datasheets, so that only applications &amp; species that have been tested in our own labs, our suppliers or by selected trusted collaborators are covered by our Abpromise™ guarantee.</p> <p>In preparation for this, we have started to update the applications &amp; species that this product is Abpromise guaranteed for.</p> <p>We are also updating the applications &amp; species that this product has been “predicted to work with,” however this information is not covered by our Abpromise guarantee.</p> <p>Applications &amp; species from publications and Abreviews that have not been tested in our own labs or in those of our suppliers are not covered by the Abpromise guarantee.</p> <p>Please check that this product meets your needs before purchasing. If you have any questions, special requirements or concerns, please send us an inquiry and/or contact our Support team ahead of purchase. Recommended alternatives for this product can be found below, as well as customer reviews and Q&amp;As.</p>

## Properties

---

<b>Form</b>	Liquid
<b>Storage instructions</b>	Shipped at 4°C. Store at +4°C short term (1-2 weeks). Upon delivery aliquot. Store at -20°C long term. Avoid freeze / thaw cycle.
<b>Storage buffer</b>	pH: 6 Constituents: 50% PBS, 50% Glycerol (glycerin, glycerine)
<b>Purity</b>	Protein A purified
<b>Clonality</b>	Polyclonal
<b>Isotype</b>	IgG

## Applications

---

Our [Abpromise guarantee](#) covers the use of **ab221197** in the following tested applications.

The application notes include recommended starting dilutions; optimal dilutions/concentrations should be determined by the end user.

Application	Abreviews	Notes
WB		1/200 - 1/500. Predicted molecular weight: 35 kDa.

---

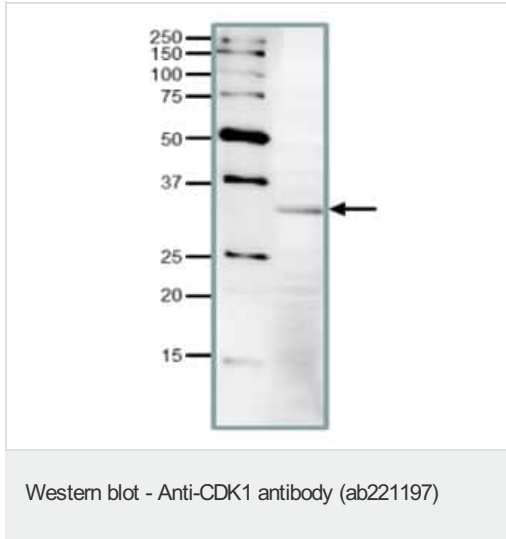
## Target

---

<b>Function</b>	Plays a key role in the control of the eukaryotic cell cycle. It is required in higher cells for entry into S-phase and mitosis. p34 is a component of the kinase complex that phosphorylates the repetitive C-terminus of RNA polymerase II.
<b>Tissue specificity</b>	Isoform 2 is found in breast cancer tissues.
<b>Sequence similarities</b>	Belongs to the protein kinase superfamily. CMGC Ser/Thr protein kinase family. CDC2/CDKX subfamily. Contains 1 protein kinase domain.
<b>Cellular localization</b>	Nucleus.
<b>Form</b>	CDK1 can be located to the Nucleus, cytoplasm and Mitochondria. It's cytoplasmic during interphase and reversibly translocated from cytoplasm to the nucleus when phosphorylated before G2-M transition when associated with cyclin-B1. Accumulates in mitochondria in G2-arrested cells upon DNA-damage.

## Images

---



Anti-CDK1 antibody (ab221197) at 1/200 dilution + extract from *Xenopus laevis* eggs at 20  $\mu$ g

**Predicted band size: 35 kDa**

Western blot - Anti-CDK1 antibody (ab221197)

**Please note:** All products are "FOR RESEARCH USE ONLY. NOT FOR USE IN DIAGNOSTIC PROCEDURES"

### Our Abpromise to you: Quality guaranteed and expert technical support

---

- Replacement or refund for products not performing as stated on the datasheet
- Valid for 12 months from date of delivery
- Response to your inquiry within 24 hours
- We provide support in Chinese, English, French, German, Japanese and Spanish
- Extensive multi-media technical resources to help you
- We investigate all quality concerns to ensure our products perform to the highest standards

If the product does not perform as described on this datasheet, we will offer a refund or replacement. For full details of the Abpromise, please visit <https://www.abcam.com/abpromise> or contact our technical team.

### Terms and conditions

---

- Guarantee only valid for products bought direct from Abcam or one of our authorized distributors