




Product datasheet

Anti-Cdk6 (phospho Y13) antibody ab131439

3 References 3 Images

Overview

<b>Product name</b>	Anti-Cdk6 (phospho Y13) antibody
<b>Description</b>	Rabbit polyclonal to Cdk6 (phospho Y13)
<b>Host species</b>	Rabbit
<b>Tested applications</b>	<b>Suitable for:</b> WB, IHC-P, ICC/IF
<b>Species reactivity</b>	<b>Reacts with:</b> Human <b>Predicted to work with:</b> Rat 
<b>Immunogen</b>	Synthetic peptide corresponding to Human Cdk6 (phospho Y13) conjugated to keyhole limpet haemocyanin. Database link: <a href="#">Q00534</a>   <a href="#">Run BLAST with</a>  <a href="#">Run BLAST with</a>
<b>Positive control</b>	293 cell extract treated with Hydroxyurea; HeLa cells; Human breast carcinoma tissue
<b>General notes</b>	<p>The Life Science industry has been in the grips of a reproducibility crisis for a number of years. Abcam is leading the way in addressing this with our range of recombinant monoclonal antibodies and knockout edited cell lines for gold-standard validation. Please check that this product meets your needs before purchasing.</p> <p>If you have any questions, special requirements or concerns, please send us an inquiry and/or contact our Support team ahead of purchase. Recommended alternatives for this product can be found below, along with publications, customer reviews and Q&amp;As</p>

Properties

<b>Form</b>	Liquid
<b>Storage instructions</b>	Shipped at 4°C. Store at -20°C. Stable for 12 months at -20°C.
<b>Storage buffer</b>	pH: 7.40 Preservative: 0.02% Sodium azide Constituents: 49% PBS, 50% Glycerol (glycerin, glycerine), 0.88% Sodium chloride  PBS without Mg <sup>2+</sup> and Ca <sup>2+</sup>
<b>Purity</b>	Immunogen affinity purified
<b>Purification notes</b>	ab131439 was purified by affinity-chromatography using epitope-specific phosphopeptide. Non-phospho specific antibodies were removed by chromatography using non-phosphopeptide.

**Clonality** Polyclonal  
**Isotype** IgG

## Applications

**The Abpromise guarantee** Our [Abpromise guarantee](#) covers the use of ab131439 in the following tested applications. The application notes include recommended starting dilutions; optimal dilutions/concentrations should be determined by the end user.

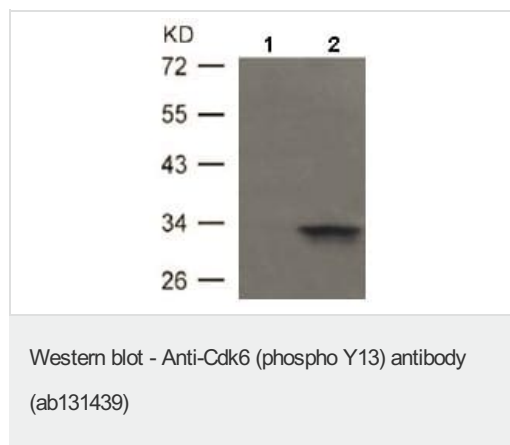
Application	Abreviews	Notes
WB		1/500 - 1/1000. Predicted molecular weight: 37 kDa.
IHC-P		1/50 - 1/100.
ICC/IF		1/100 - 1/200.

## Target

**Function** Probably involved in the control of the cell cycle. Interacts with D-type G1 cyclins.

**Sequence similarities** Belongs to the protein kinase superfamily. CMGC Ser/Thr protein kinase family. CDC2/CDKX subfamily.  
Contains 1 protein kinase domain.

## Images

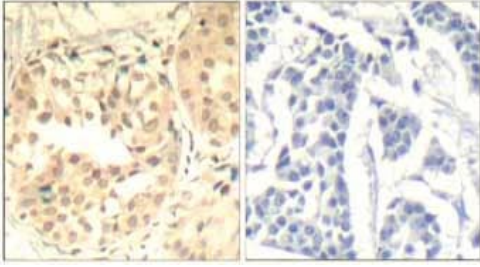


**All lanes** : Anti-Cdk6 (phospho Y13) antibody (ab131439) at 1/500 dilution

**Lane 1** : 293 cell extract untreated

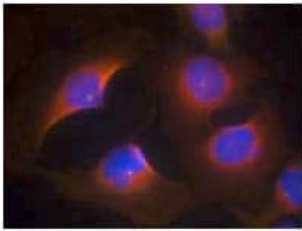
**Lane 2** : 293 cell extract treated with Hydroxyurea

**Predicted band size:** 37 kDa



Immunohistochemistry (Formalin/PFA-fixed paraffin-embedded sections) - Anti-Cdk6 (phospho Y13) antibody (ab131439)

Immunohistochemical analysis of paraffin-embedded Human breast carcinoma tissue labelling Cdk6 (phospho Y13) with ab131439 at 1/50 dilution. Right panel was preincubated with blocking peptide.



Immunocytochemistry/ Immunofluorescence - Anti-Cdk6 (phospho Y13) antibody (ab131439)

Immunofluorescent analysis of methanol-fixed HeLa cells labelling Cdk6 (phospho Y13) with ab131439 at 1/100 dilution.

**Please note:** All products are "FOR RESEARCH USE ONLY. NOT FOR USE IN DIAGNOSTIC PROCEDURES"

### Our Abpromise to you: Quality guaranteed and expert technical support

---

- Replacement or refund for products not performing as stated on the datasheet
- Valid for 12 months from date of delivery
- Response to your inquiry within 24 hours
- We provide support in Chinese, English, French, German, Japanese and Spanish
- Extensive multi-media technical resources to help you
- We investigate all quality concerns to ensure our products perform to the highest standards

If the product does not perform as described on this datasheet, we will offer a refund or replacement. For full details of the Abpromise, please visit <https://www.abcam.com/abpromise> or contact our technical team.

### Terms and conditions

---

- Guarantee only valid for products bought direct from Abcam or one of our authorized distributors