




Product datasheet

Anti-CDKA1 / DOC1 antibody ab211426

[2 Images](#)

Overview

Product name	Anti-CDKA1 / DOC1 antibody
Description	Rabbit polyclonal to CDKA1 / DOC1
Host species	Rabbit
Tested applications	Suitable for: IHC-P
Species reactivity	Reacts with: Human Predicted to work with: Mouse, Hamster 
Immunogen	Recombinant full length protein corresponding to Human CDKA1/ DOC1 aa 1-115. NP_004633.1. Sequence: MSYKPNLAAHMPAAALNAAGSVHSPSTSMATSSQYRQLL SDYGPPSLGYT QGTGNSQVPQSKYAELLAIEELGKEIRPTYAGSKSAMERL KRGIIHARG LVRECLAETERNARS Database link: O14519 Run BLAST with  Run BLAST with 
Positive control	Human small intestine and kidney tissues.
General notes	<p>Reproducibility is key to advancing scientific discovery and accelerating scientists' next breakthrough.</p> <p>Abcam is leading the way with our range of recombinant antibodies, knockout-validated antibodies and knockout cell lines, all of which support improved reproducibility.</p> <p>We are also planning to innovate the way in which we present recommended applications and species on our product datasheets, so that only applications & species that have been tested in our own labs, our suppliers or by selected trusted collaborators are covered by our Abpromise™ guarantee.</p> <p>In preparation for this, we have started to update the applications & species that this product is Abpromise guaranteed for.</p> <p>We are also updating the applications & species that this product has been “predicted to work with,” however this information is not covered by our Abpromise guarantee.</p> <p>Applications & species from publications and Abreviews that have not been tested in our own labs or in those of our suppliers are not covered by the Abpromise guarantee.</p> <p>Please check that this product meets your needs before purchasing. If you have any questions,</p>

special requirements or concerns, please send us an inquiry and/or contact our Support team ahead of purchase. Recommended alternatives for this product can be found below, as well as customer reviews and Q&As.

Properties

Form	Liquid
Storage instructions	Shipped at 4°C. Store at +4°C short term (1-2 weeks). Upon delivery aliquot. Store at -20°C long term. Avoid freeze / thaw cycle.
Storage buffer	pH: 7.40 Preservative: 0.03% Proclin 300 Constituents: 49% PBS, 50% Glycerol (glycerin, glycerine)
Purity	Caprylic Acid - Ammonium Sulfate precipitation
Clonality	Polyclonal
Isotype	IgG

Applications

Our [Abpromise guarantee](#) covers the use of **ab211426** in the following tested applications.

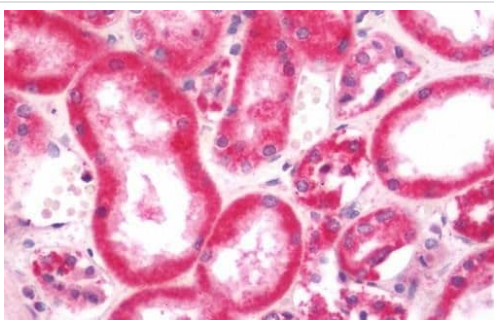
The application notes include recommended starting dilutions; optimal dilutions/concentrations should be determined by the end user.

Application	Abreviews	Notes
IHC-P		Use a concentration of 10 µg/ml.

Target

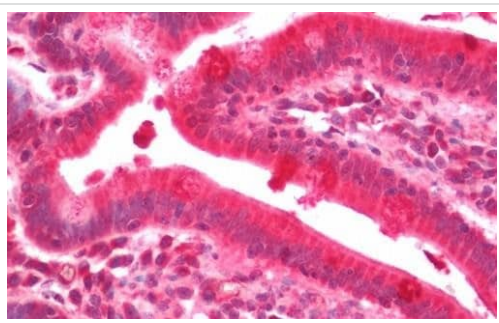
Sequence similarities Belongs to the CDK2AP family.

Images



Immunohistochemical analysis of formalin-fixed, paraffin-embedded Human kidney tissue labeling CDKA1 / DOC1 with ab211426 at 10µg/ml.

Immunohistochemistry (Formalin/PFA-fixed paraffin-embedded sections) - Anti-CDKA1 / DOC1 antibody (ab211426)



Immunohistochemical analysis of formalin-fixed, paraffin-embedded Human small intestine tissue labeling CDKA1 / DOC1 with ab211426 at 10µg/ml.

Immunohistochemistry (Formalin/PFA-fixed paraffin-embedded sections) - Anti-CDKA1 / DOC1 antibody (ab211426)

Please note: All products are "FOR RESEARCH USE ONLY. NOT FOR USE IN DIAGNOSTIC PROCEDURES"

Our Abpromise to you: Quality guaranteed and expert technical support

- Replacement or refund for products not performing as stated on the datasheet
- Valid for 12 months from date of delivery
- Response to your inquiry within 24 hours
- We provide support in Chinese, English, French, German, Japanese and Spanish
- Extensive multi-media technical resources to help you
- We investigate all quality concerns to ensure our products perform to the highest standards

If the product does not perform as described on this datasheet, we will offer a refund or replacement. For full details of the Abpromise, please visit <https://www.abcam.com/abpromise> or contact our technical team.

Terms and conditions

- Guarantee only valid for products bought direct from Abcam or one of our authorized distributors