

Product datasheet

Anti-CES2 antibody ab137606

2 References 3 Images

Overview

---

<b>Product name</b>	Anti-CES2 antibody
<b>Description</b>	Rabbit polyclonal to CES2
<b>Host species</b>	Rabbit
<b>Tested applications</b>	<b>Suitable for:</b> WB, IHC-P, ICC/IF
<b>Species reactivity</b>	<b>Reacts with:</b> Human
<b>Immunogen</b>	Recombinant fragment, corresponding to a region within amino acids 51-469 of Human CES2.
<b>Positive control</b>	HepG2 whole cell lysate; HepG2 cells; H1299 xenograft.
<b>General notes</b>	<p>The Life Science industry has been in the grips of a reproducibility crisis for a number of years. Abcam is leading the way in addressing this with our range of recombinant monoclonal antibodies and knockout edited cell lines for gold-standard validation. Please check that this product meets your needs before purchasing.</p> <p>If you have any questions, special requirements or concerns, please send us an inquiry and/or contact our Support team ahead of purchase. Recommended alternatives for this product can be found below, along with publications, customer reviews and Q&amp;As</p>

Properties

---

<b>Form</b>	Liquid
<b>Storage instructions</b>	Shipped at 4°C. Upon delivery aliquot. Store at -20°C or -80°C. Avoid freeze / thaw cycle.
<b>Storage buffer</b>	pH: 7.00 Preservative: 0.01% Thimerosal (merthiolate) Constituents: 1.21% Tris, 0.75% Glycine, 10% Glycerol (glycerin, glycerine)
<b>Purity</b>	Immunogen affinity purified
<b>Clonality</b>	Polyclonal
<b>Isotype</b>	IgG

Applications

---

**The Abpromise guarantee** Our [Abpromise guarantee](#) covers the use of ab137606 in the following tested applications. The application notes include recommended starting dilutions; optimal dilutions/concentrations should be determined by the end user.

Application	Abreviews	Notes
WB		1/1000 - 1/10000. Predicted molecular weight: 62 kDa.
IHC-P		1/100 - 1/1000. Suggested antigen retrieval using heat mediated 10mM Citrate buffer (pH6.0) or Tris-EDTA buffer (pH8.0).
ICC/IF		1/100 - 1/1000.

## Target

### Function

Involved in the detoxification of xenobiotics and in the activation of ester and amide prodrugs. Shows high catalytic efficiency for hydrolysis of cocaine, 4-methyumbelliferyl acetate, heroin and 6-monoacetylmorphine.

### Tissue specificity

Preferentially expressed in intestine with moderate expression in liver. Within the intestine, highest expression is found in small intestine with lower expression in colon and rectum.

### Sequence similarities

Belongs to the type-B carboxylesterase/lipase family.

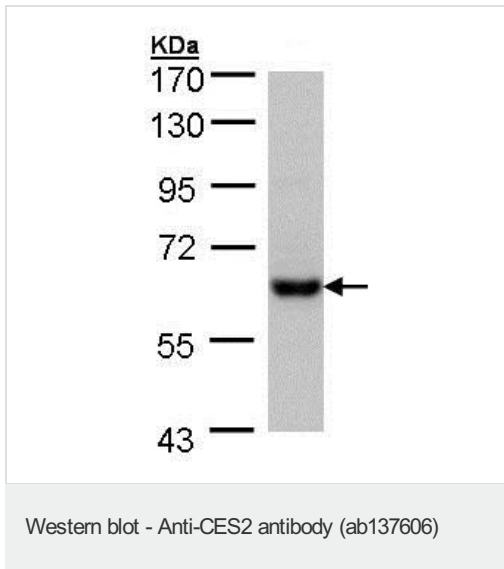
### Post-translational modifications

Glycosylated.

### Cellular localization

Endoplasmic reticulum lumen.

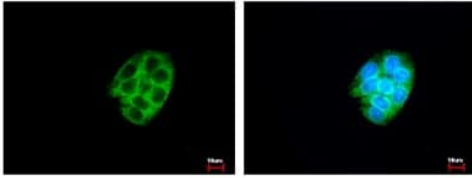
## Images



Anti-CES2 antibody (ab137606) at 1/5000 dilution + HepG2 whole cell lysate at 30 µg/ml

**Predicted band size:** 62 kDa

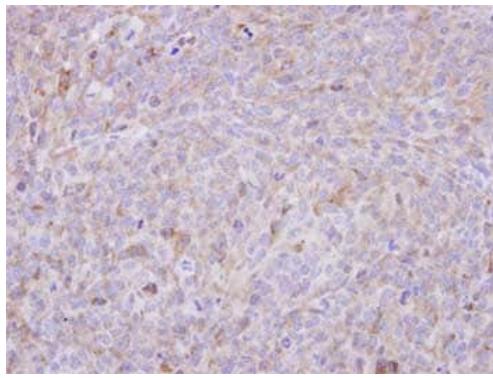
7.5% SDS PAGE



Immunocytochemistry/ Immunofluorescence - Anti-CES2 antibody (ab137606)

Immunofluorescent analysis of HepG2 cells fixed in iced-cold MeOH for 5 minutes, labelling CES2 with ab137606 at 1/500 dilution (Green).

Blue: Hoechst 33342 staining.



Immunohistochemistry (Formalin/PFA-fixed paraffin-embedded sections) - Anti-CES2 antibody (ab137606)

Immunohistochemical analysis of paraffin-embedded H1299 xenograft labelling CES2 with ab137606 at 1/500 dilution.

**Please note:** All products are "FOR RESEARCH USE ONLY. NOT FOR USE IN DIAGNOSTIC PROCEDURES"

### Our Abpromise to you: Quality guaranteed and expert technical support

---

- Replacement or refund for products not performing as stated on the datasheet
- Valid for 12 months from date of delivery
- Response to your inquiry within 24 hours
- We provide support in Chinese, English, French, German, Japanese and Spanish
- Extensive multi-media technical resources to help you
- We investigate all quality concerns to ensure our products perform to the highest standards

If the product does not perform as described on this datasheet, we will offer a refund or replacement. For full details of the Abpromise, please visit <https://www.abcam.com/abpromise> or contact our technical team.

### Terms and conditions

---

- Guarantee only valid for products bought direct from Abcam or one of our authorized distributors