




Product datasheet

Anti-Chymotrypsin antibody ab231724

5 Images

Overview

Product name	Anti-Chymotrypsin antibody
Description	Rabbit polyclonal to Chymotrypsin
Host species	Rabbit
Tested applications	Suitable for: WB, IHC-P
Species reactivity	Reacts with: Rat Predicted to work with: Mouse 
Immunogen	Recombinant full length protein (His-T7-tag) corresponding to Rat Chymotrypsin aa 30-268. Mature chain lacking signal and propeptides. Expressed in E.coli. N-terminal tags. Sequence: VVGGEDAVPNSWPWQVSLQYLKDDTWRHTCGGSLIT TSHVLTAAHCINKD FTYRVGLGKYNLTVDEEGSVYAEVDITVHEKWNRLF LWNDIAIILKLAE PVELSNTIQVACIPEEGSLLPQDYPCYVTGWGRLWTN GPIAEVLQQGLQP IVSHATCSRLDWWFIKVRKTMVCAGGDGVISACNGDS GGPLNCQAEDGSW QVHGIVSFGSSSGCNVHKPKPVVFTRVSAYNDWINEKIQ L Database link: P55091  Run BLAST with  Run BLAST with
Positive control	WB: Recombinant rat Chymotrypsin; rat pancreas and testis lysates; IHC-P: Rat pancreas tissue.

Properties

Form	Liquid
Storage instructions	Shipped at 4°C. Store at +4°C short term (1-2 weeks). Upon delivery aliquot. Store at -20°C long term. Avoid freeze / thaw cycle.
Storage buffer	pH: 7.40 Preservative: 0.02% Sodium azide Constituents: PBS, 50% Glycerol

Purity	Immunogen affinity purified
Purification notes	Antigen-specific affinity chromatography followed by Protein A affinity chromatography.
Clonality	Polyclonal
Isotype	IgG

Applications

Our [Abpromise guarantee](#) covers the use of **ab231724** in the following tested applications.

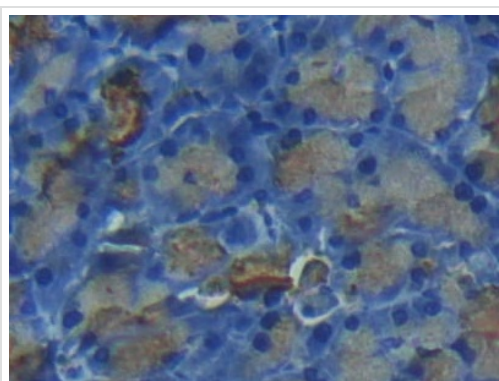
The application notes include recommended starting dilutions; optimal dilutions/concentrations should be determined by the end user.

Application	Abreviews	Notes
WB		Use a concentration of 0.2 - 2 µg/ml. Predicted molecular weight: 29 kDa.
IHC-P		Use a concentration of 5 - 20 µg/ml.

Target

Function	Has chymotrypsin-type protease activity and hypocalcemic activity.
Tissue specificity	Pancreas.
Involvement in disease	Variations in CTRC influence susceptibility to chronic pancreatitis [MIM:167800]. Chronic pancreatitis is a persistent inflammatory disorder characterized by permanent destruction of the pancreatic parenchyma.
Sequence similarities	Belongs to the peptidase S1 family. Elastase subfamily. Contains 1 peptidase S1 domain.

Images



Formalin-fixed, paraffin-embedded rat pancreas tissue stained for Chymotrypsin using ab231724 at 20 µg/ml in immunohistochemical analysis. DAB staining.

Immunohistochemistry (Formalin/PFA-fixed paraffin-embedded sections) - Anti-Chymotrypsin antibody (ab231724)



Western blot - Anti-Chymotrypsin antibody (ab231724)

Anti-Chymotrypsin antibody (ab231724) at 2 μ g/ml + Rat pancreas lysate

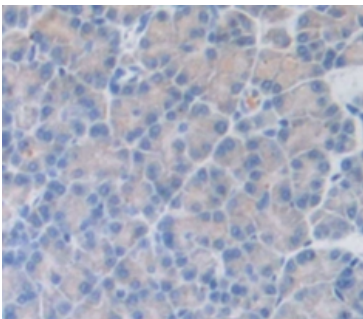
Predicted band size: 29 kDa



Western blot - Anti-Chymotrypsin antibody (ab231724)


Anti-Chymotrypsin antibody (ab231724) at 2 μ g/ml + Rat testis lysate

Predicted band size: 29 kDa



Immunohistochemistry (Formalin/PFA-fixed paraffin-embedded sections) - Anti-Chymotrypsin antibody (ab231724)

Formalin-fixed, paraffin-embedded rat pancreas tissue stained for Chymotrypsin using ab231724 at 20 μ g/ml in immunohistochemical analysis. DAB staining.



Western blot - Anti-Chymotrypsin antibody
(ab231724)

Anti-Chymotrypsin antibody (ab231724) at 2 µg/ml + Recombinant
rat Chymotrypsin protein

Predicted band size: 29 kDa

Please note: All products are "FOR RESEARCH USE ONLY. NOT FOR USE IN DIAGNOSTIC PROCEDURES"

Our Abpromise to you: Quality guaranteed and expert technical support

- Replacement or refund for products not performing as stated on the datasheet
- Valid for 12 months from date of delivery
- Response to your inquiry within 24 hours
- We provide support in Chinese, English, French, German, Japanese and Spanish
- Extensive multi-media technical resources to help you
- We investigate all quality concerns to ensure our products perform to the highest standards

If the product does not perform as described on this datasheet, we will offer a refund or replacement. For full details of the Abpromise, please visit <https://www.abcam.com/abpromise> or contact our technical team.

Terms and conditions

- Guarantee only valid for products bought direct from Abcam or one of our authorized distributors