

Product datasheet

Anti-COASY antibody [EPR8246] α b129012

Recombinant RabMAb

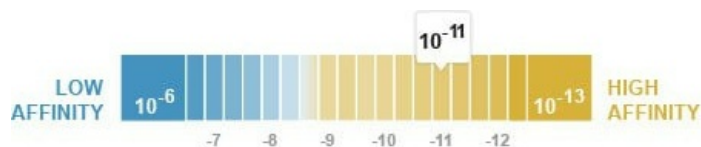
★★★★☆ 1 Abreviews 2 References 4 Images

Overview

Product name	Anti-COASY antibody [EPR8246]
Description	Rabbit monoclonal [EPR8246] to COASY
Host species	Rabbit
Tested applications	Suitable for: Flow Cyt (Intra), WB Unsuitable for: IHC-P or IP
Species reactivity	Reacts with: Human
Immunogen	Synthetic peptide within Human COASY aa 550-650 (C terminal). The exact sequence is proprietary.
Positive control	HepG2, HeLa and A431 cell lysates; permeabilized HeLa cells.
General notes	<p>This product is a recombinant monoclonal antibody, which offers several advantages including:</p> <ul style="list-style-type: none"> - High batch-to-batch consistency and reproducibility - Improved sensitivity and specificity - Long-term security of supply - Animal-free production <p>For more information see here.</p> <p>Our RabMAb[®] technology is a patented hybridoma-based technology for making rabbit monoclonal antibodies. For details on our patents, please refer to RabMAb[®] patents.</p> <p>Mouse, Rat: We have preliminary internal testing data to indicate this antibody may not react with these species. Please contact us for more information.</p>

Properties

Form	Liquid
Storage instructions	Shipped at 4°C. Store at -20°C. Stable for 12 months at -20°C.
Dissociation constant (K_D)	K _D = 4.20 x 10 ⁻¹¹ M



Storage buffer	pH: 7.20 Preservative: 0.01% Sodium azide Constituents: 9% PBS, 40% Glycerol (glycerin, glycerine), 0.05% BSA, 50% Tissue culture supernatant
Purity	Tissue culture supernatant
Clonality	Monoclonal
Clone number	EPR8246
Isotype	IgG

Applications

The Abpromise guarantee Our [Abpromise guarantee](#) covers the use of ab129012 in the following tested applications. The application notes include recommended starting dilutions; optimal dilutions/concentrations should be determined by the end user.

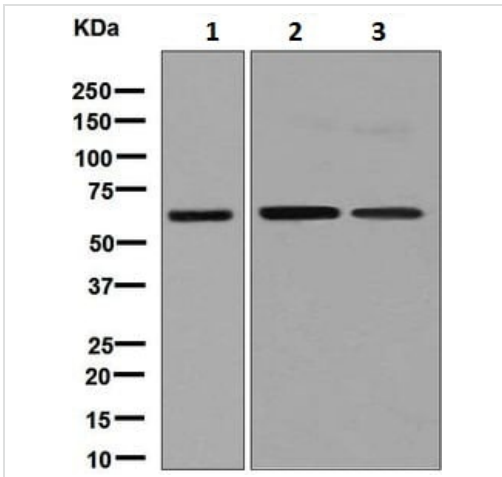
Application	Abreviews	Notes
Flow Cyt (Intra)		1/10 - 1/100. ab172730 - Rabbit monoclonal IgG, is suitable for use as an isotype control with this antibody.
WB	★★★★★ (1)	1/1000 - 1/10000. Detects a band of approximately 62 kDa (predicted molecular weight: 62 kDa).

Application notes Is unsuitable for IHC-P or IP.

Target

Function	Bifunctional enzyme that catalyzes the fourth and fifth sequential steps of CoA biosynthetic pathway. The fourth reaction is catalyzed by the phosphopantetheine adenyltransferase, coded by the coaD domain; the fifth reaction is catalyzed by the dephospho-CoA kinase, coded by the coaE domain. May act as a point of CoA biosynthesis regulation.
Tissue specificity	Expressed in all tissues examined including brain, heart, skeletal muscle, colon, thymus, spleen, kidney, liver, small intestine, placenta, lung and peripheral blood leukocyte. Lowest expression in peripheral blood leukocytes and highest in kidney and liver. Isoform 2 is expressed mainly in the brain.
Pathway	Cofactor biosynthesis; coenzyme A biosynthesis; CoA from (R)-pantothenate: step 4/5. Cofactor biosynthesis; coenzyme A biosynthesis; CoA from (R)-pantothenate: step 5/5.
Sequence similarities	In the central section; belongs to the eukaryotic coaD family. Contains 1 DPCK (dephospho-CoA kinase) domain.
Cellular localization	Cytoplasm.

Images



Western blot - Anti-COASY antibody [EPR8246] (ab129012)

All lanes : Anti-COASY antibody [EPR8246] (ab129012) at 1/1000 dilution

Lane 1 : HepG2 cell lysate

Lane 2 : HeLa cell lysate

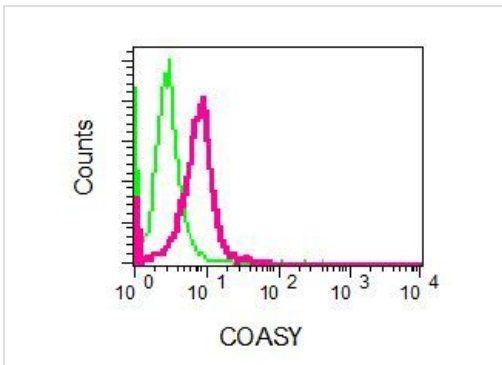
Lane 3 : A431 cell lysate

Lysates/proteins at 10 µg per lane.

Secondary

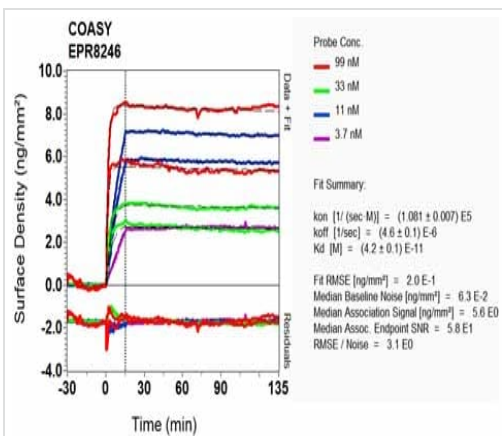
All lanes : HRP labelled Goat anti-Rabbit IgG at 1/2000 dilution

Predicted band size: 62 kDa



Flow Cytometry (Intracellular) - Anti-COASY antibody [EPR8246] (ab129012)

ab129012, at 1/10 dilution, staining COASY in permeabilized HeLa cells by intracellular flow cytometry (red) or a Rabbit IgG negative control (green).




OI-RD Scanning - Anti-COASY antibody [EPR8246] (ab129012)

Equilibrium disassociation constant (K_D)

Learn more about K_D

[Click here to learn more about \$K_D\$](#)

Why choose a recombinant antibody?



Research with confidence
Consistent and reproducible results

Long-term and scalable supply
Recombinant technology

Success from the first experiment
Confirmed specificity

Ethical standards compliant
Animal-free production

Anti-COASY antibody [EPR8246] (ab129012)

Please note: All products are "FOR RESEARCH USE ONLY. NOT FOR USE IN DIAGNOSTIC PROCEDURES"

Our Abpromise to you: Quality guaranteed and expert technical support

- Replacement or refund for products not performing as stated on the datasheet
- Valid for 12 months from date of delivery
- Response to your inquiry within 24 hours
- We provide support in Chinese, English, French, German, Japanese and Spanish
- Extensive multi-media technical resources to help you
- We investigate all quality concerns to ensure our products perform to the highest standards

If the product does not perform as described on this datasheet, we will offer a refund or replacement. For full details of the Abpromise, please visit <https://www.abcam.com/abpromise> or contact our technical team.

Terms and conditions

- Guarantee only valid for products bought direct from Abcam or one of our authorized distributors