

Product datasheet

# Complex IV Human Enzyme Activity Dipstick Assay Kit ab109876

10 References 3 Images

Overview

<b>Product name</b>	Complex IV Human Enzyme Activity Dipstick Assay Kit
<b>Sample type</b>	Cell culture extracts, Tissue
<b>Assay type</b>	Sandwich (quantitative)
<b>Species reactivity</b>	<b>Reacts with:</b> Cow, Human <b>Does not react with:</b> Mouse, Rat
<b>Product overview</b>	Contains 30 or 90 dipsticks and necessary components to quantify the activity of the cytochrome c oxidase enzyme complex from human and bovine samples. The kit includes sufficient materials to generate a standard curve and evaluate several unknown samples.

The isolation of mitochondria is not necessary for the performance of this assay. In this kit the specificity of anti-COX monoclonal antibodies (mAbs) is combined with traditional methods for determining COX enzyme activity by histochemical methods and in-gel activity assays. First, the COX enzyme complex is immunocaptured (i.e immunoprecipitated in active form) on the dipstick. Second, the dipstick is immersed in COX activity buffer containing reduced cytochrome c and di-amino benzidinetetrachloride (DAB), which serves as the reporter of COX activity. Immunocaptured COX oxidizes cytochrome c, which then oxidizes DAB to form a red-colored precipitate at the COX antibody line on the dipstick. In addition to being quick, the reaction is cyanide-sensitive. The signal intensity of this precipitate corresponds to the level of COX activity in the sample. The signal intensity is best measured by a dipstick reader or may be analyzed by another imaging system.

**Notes**

Store dipsticks at room temperature in their provided container and out of direct sunlight. High humidity conditions should be avoided.

Store Buffer A, B, and C at 4°C or at -20°C for long term storage.

Store Tubes 1 and 2 at -80°C; they can also be aliquoted upon receipt to prevent freeze/thaw cycles.

Tube 3 can be stored at room temperature.

**Range of complex IV / cytochrome c oxidase assay kits**

Biochemical assay - [ab239711](#)

Immunocapture with biochemical assay (plate-based) - [ab109911 \(rodent\)](#) and [ab109909](#)

(human)

Immunocapture with biochemical assay (dipstick) - [ab109878 \(rodent\)](#) and [ab109876 \(human\)](#) (this kit)

Immunocapture with biochemical assay and ELISA - [ab109910 \(human\)](#)

ELISA - [ab179880 \(human\)](#)

**Tested applications**

**Suitable for:** Functional Studies

**Platform**

Reagents

**Properties**

---

**Storage instructions**

Please refer to protocols.

Components	90 tests	30 tests
96-well microplate	6 units	2 units
Buffer B (10X Blocking solution)	6 x 1ml	2 x 1ml
Dipsticks	3 x 30 units	1 x 30 units
Extraction Buffer ( <a href="#">ab260490</a> )	3 x 15ml	1 x 15ml
Tube 1 (DAB 100X stock)	3 x 100µl	1 x 100µl
Tube 2 (reduced cytochrome c 20X stock)	3 x 500µl	1 x 500µl
Tube 3 (Buffer for activity assay)	3 x 10ml	1 x 10ml
Wash buffer	3 x 1.5ml	1 x 1.5ml

**Applications**

---

Our [Abpromise guarantee](#) covers the use of **ab109876** in the following tested applications.

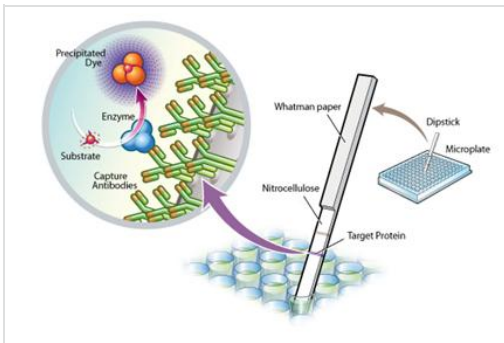
The application notes include recommended starting dilutions; optimal dilutions/concentrations should be determined by the end user.

Application	Abreviews	Notes
Functional Studies		Use at an assay dependent dilution.

---

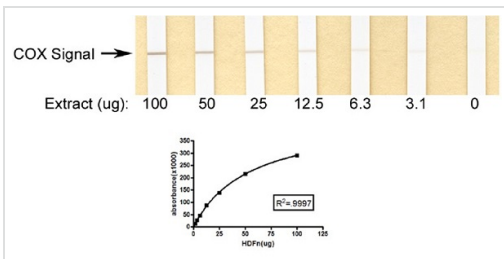
**Images**

---




Functional Studies - Complex IV Human Enzyme Activity Dipstick Assay Kit (ab109876)

Abcam's enzyme activity assays apply a novel approach, whereby target enzymes are first immunocaptured from tissue or cell samples before subsequent functional analysis. Dipstick ELISA Kits extend this concept by utilizing the well-established lateral flow concept, wherein capture antibodies are striped onto nitrocellulose membrane and a wicking pad draws the sample through the antibody bands. All of our ELISA kits utilize highly validated monoclonal antibodies and proprietary buffers, which are able to capture even very large enzyme complexes in their fully-intact, functionally-active states.



Complex IV Human Enzyme Activity Dipstick Assay Kit (ab109876)

Figure 1. An example using ab109876 to measure Complex IV activity in fibroblast protein extracts. Developed dipsticks from a 1:2 dilution series using a positive control sample and the associated standard curve. Starting material was 100 µg of fibroblast protein extract.



Complex IV Human Enzyme Activity Dipstick Assay Kit (ab109876)

Figure 2. An example using ab109876 to measure Complex IV activity in fibroblast protein extracts. Based on the standard curve, 50 µg of protein extract were loaded onto a dipstick for each sample. The figure shows four developed dipsticks, a control sample (1) and four unknowns (2-6). The analysis of the signal intensity and interpolation from the standard curve showed that the unknown samples have between 15-61% of normal Complex IV activity levels.

**Please note:** All products are "FOR RESEARCH USE ONLY. NOT FOR USE IN DIAGNOSTIC PROCEDURES"

### Our Abpromise to you: Quality guaranteed and expert technical support

- Replacement or refund for products not performing as stated on the datasheet
- Valid for 12 months from date of delivery
- Response to your inquiry within 24 hours

- We provide support in Chinese, English, French, German, Japanese and Spanish
- Extensive multi-media technical resources to help you
- We investigate all quality concerns to ensure our products perform to the highest standards

If the product does not perform as described on this datasheet, we will offer a refund or replacement. For full details of the Abpromise, please visit <https://www.abcam.com/abpromise> or contact our technical team.

### **Terms and conditions**

---

- Guarantee only valid for products bought direct from Abcam or one of our authorized distributors