

Product datasheet

Anti-DDX50 antibody [EPR5272] ab133507

Recombinant **RabMAb**

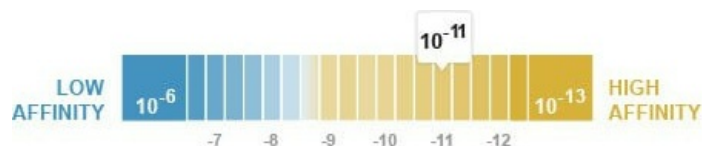
[3 Images](#)

Overview

Product name	Anti-DDX50 antibody [EPR5272]
Description	Rabbit monoclonal [EPR5272] to DDX50
Host species	Rabbit
Tested applications	Suitable for: WB Unsuitable for: Flow Cyt, IHC-P or IP
Species reactivity	Reacts with: Human
Immunogen	Synthetic peptide within Human DDX50 aa 50-150. The exact sequence is proprietary. Database link: Q9BQ39
Positive control	HeLa, 293T, K562 and Jurkat whole cell lysate (ab7899)
General notes	<p>This product is a recombinant monoclonal antibody, which offers several advantages including:</p> <ul style="list-style-type: none"> - High batch-to-batch consistency and reproducibility - Improved sensitivity and specificity - Long-term security of supply - Animal-free production <p>For more information see here.</p> <p>Our RabMAb[®] technology is a patented hybridoma-based technology for making rabbit monoclonal antibodies. For details on our patents, please refer to RabMAb[®] patents.</p> <p>Mouse, Rat: We have preliminary internal testing data to indicate this antibody may not react with these species. Please contact us for more information.</p>

Properties

Form	Liquid
Storage instructions	Shipped at 4°C. Store at -20°C. Stable for 12 months at -20°C.
Dissociation constant (K_D)	K _D = 8.01 x 10 ⁻¹¹ M



[Learn more about K_D](#)

Storage buffer	pH: 7.2 Preservative: 0.05% Sodium azide Constituents: 40% Glycerol (glycerin, glycerine), 9.85% Tris glycine, 50% Tissue culture supernatant
Purity	Tissue culture supernatant
Clonality	Monoclonal
Clone number	EPR5272
Isotype	IgG

Applications

The Abpromise guarantee Our [Abpromise guarantee](#) covers the use of ab133507 in the following tested applications. The application notes include recommended starting dilutions; optimal dilutions/concentrations should be determined by the end user.

Application	Abreviews	Notes
WB		1/50000 - 1/200000. Detects a band of approximately 83 kDa (predicted molecular weight: 83 kDa).

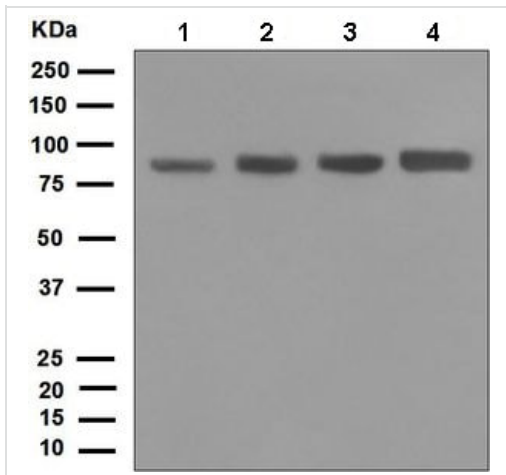
Application notes Is unsuitable for Flow Cyt, IHC-P or IP.

Target

Sequence similarities Belongs to the DEAD box helicase family. DDX21/DDX50 subfamily.
Contains 1 helicase ATP-binding domain.
Contains 1 helicase C-terminal domain.

Cellular localization Nucleus > nucleolus.

Images



Western blot - Anti-DDX50 antibody [EPR5272] (ab133507)

All lanes : Anti-DDX50 antibody [EPR5272] (ab133507) at 1/50000 dilution

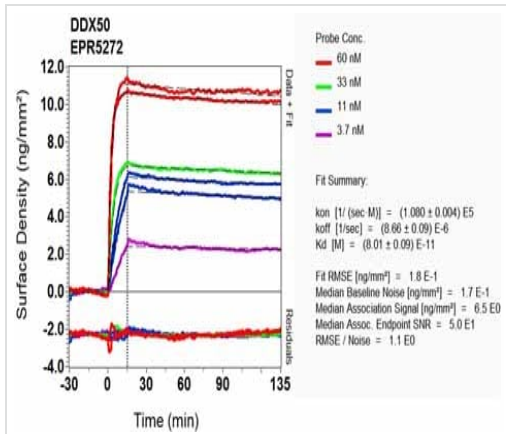
- Lane 1 :** HeLa cell lysate
- Lane 2 :** 293T cell lysate
- Lane 3 :** K562 cell lysate
- Lane 4 :** Jurkat cell lysate

Lysates/proteins at 10 µg per lane.

Secondary

All lanes : Goat-anti-rabbit HRP at 1/2000 dilution

Predicted band size: 83 kDa
Observed band size: 83 kDa




SPR Scanning - Anti-DDX50 antibody [EPR5272] (ab133507)

Equilibrium dissociation constant (K_D)


Learn more about K_D

[Click here to learn more about \$K_D\$](#)


Why choose a recombinant antibody?




Research with confidence
Consistent and reproducible results



Long-term and scalable supply
Recombinant technology



Success from the first experiment
Confirmed specificity



Ethical standards compliant
Animal-free production

Anti-DDX50 antibody [EPR5272] (ab133507)

Please note: All products are "FOR RESEARCH USE ONLY. NOT FOR USE IN DIAGNOSTIC PROCEDURES"

Our Abpromise to you: Quality guaranteed and expert technical support

- Replacement or refund for products not performing as stated on the datasheet
- Valid for 12 months from date of delivery
- Response to your inquiry within 24 hours

- We provide support in Chinese, English, French, German, Japanese and Spanish
- Extensive multi-media technical resources to help you
- We investigate all quality concerns to ensure our products perform to the highest standards

If the product does not perform as described on this datasheet, we will offer a refund or replacement. For full details of the Abpromise, please visit <https://www.abcam.com/abpromise> or contact our technical team.

Terms and conditions

- Guarantee only valid for products bought direct from Abcam or one of our authorized distributors