




Product datasheet

Anti-DMRT2 antibody ab195997

1 Image

Overview

Product name	Anti-DMRT2 antibody
Description	Goat polyclonal to DMRT2
Host species	Goat
Specificity	This antibody is expected to recognize canonical isoform only (NP_870987.2).
Tested applications	Suitable for: IHC-P
Species reactivity	Reacts with: Human Predicted to work with: Mouse, Rat, Cow 
Immunogen	Synthetic peptide corresponding to Human DMRT2 aa 550-561 (C terminal) (Cysteine residue). (NP_870987.2). Sequence: KRPSSAITRVSQ Database link: Q9Y5R5  Run BLAST with  Run BLAST with
Positive control	Human kidney tissue.

Properties

Form	Liquid
Storage instructions	Shipped at 4°C. Store at +4°C short term (1-2 weeks). Upon delivery aliquot. Store at -20°C long term. Avoid freeze / thaw cycle.
Storage buffer	pH: 7.30 Preservative: 0.02% Sodium azide Constituents: 99% Tris buffered saline, 0.5% BSA
Purity	Immunogen affinity purified
Purification notes	ab195997 was purified from goat serum by ammonium sulphate precipitation followed by antigen affinity chromatography using the immunizing peptide.
Clonality	Polyclonal
Isotype	IgG

Applications

Our [Abpromise guarantee](#) covers the use of **ab195997** in the following tested applications.

The application notes include recommended starting dilutions; optimal dilutions/concentrations should be determined by the end user.

Application	Abreviews	Notes
IHC-P		Use a concentration of 2 - 4 µg/ml. Perform heat mediated antigen retrieval with citrate buffer pH 6 before commencing with IHC staining protocol.

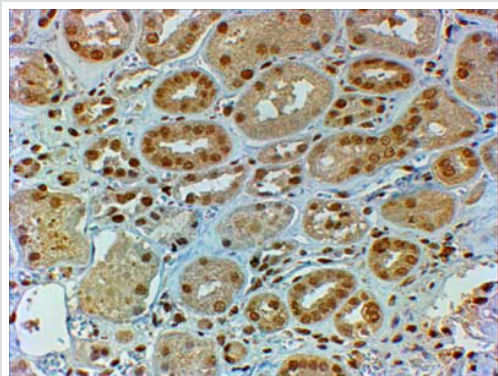
Target

Tissue specificity Expressed in testis, kidney and skeletal muscle.

Sequence similarities Belongs to the DMRT family.
Contains 1 DM DNA-binding domain.

Cellular localization Nucleus.

Images



Immunohistochemical analysis of paraffin-embedded Human kidney tissue labeling DMRT2 with ab195997 at 2 µg/ml, with HRP staining.

Immunohistochemistry (Formalin/PFA-fixed paraffin-embedded sections) - Anti-DMRT2 antibody (ab195997)

Please note: All products are "FOR RESEARCH USE ONLY. NOT FOR USE IN DIAGNOSTIC PROCEDURES"

Our Abpromise to you: Quality guaranteed and expert technical support

- Replacement or refund for products not performing as stated on the datasheet
- Valid for 12 months from date of delivery
- Response to your inquiry within 24 hours
- We provide support in Chinese, English, French, German, Japanese and Spanish
- Extensive multi-media technical resources to help you
- We investigate all quality concerns to ensure our products perform to the highest standards

If the product does not perform as described on this datasheet, we will offer a refund or replacement. For full details of the Abpromise, please visit <https://www.abcam.com/abpromise> or contact our technical team.

Terms and conditions

- Guarantee only valid for products bought direct from Abcam or one of our authorized distributors