

Product datasheet

Donkey F(ab')₂ Anti-Rat IgG H&L (Alexa Fluor® 488) preadsorbed ab150149

1 References 3 Images

Overview

Product name	Donkey F(ab') ₂ Anti-Rat IgG H&L (Alexa Fluor® 488) preadsorbed
Host species	Donkey
Target species	Rat
Specificity	By immunoelectrophoresis and ELISA this antibody reacts specifically with rat IgG and with light chains common to other rat immunoglobulins. No antibody was detected against non-immunoglobulin serum proteins. This antibody may cross react with IgG from other species.
Tested applications	Suitable for: IHC-Fr, ICC/IF, Flow Cyt, ELISA, IHC-P
Minimal cross-reactivity	Mouse more details
Immunogen	The details of the immunogen for this antibody are not available.
Conjugation	Alexa Fluor® 488. Ex: 495nm, Em: 519nm

Properties

Form	Liquid
Storage instructions	Shipped at 4°C. Store at +4°C short term (1-2 weeks). Upon delivery aliquot. Store at -20°C. Avoid freeze / thaw cycle. Stable for 12 months at -20°C. Store In the Dark.
Storage buffer	Preservative: 0.02% Sodium azide Constituents: 23% Glycerol (glycerin, glycerine), PBS, 1% BSA
Purity	Immunogen affinity purified
Purification notes	This antibody was isolated by affinity chromatography using antigen coupled to agarose beads. F(ab') ₂ fragments were generated using a pepsin digestion. Fc fragments and whole IgG molecules have been removed.
Clonality	Polyclonal
Isotype	IgG
General notes	Alexa Fluor® is a registered trademark of Molecular Probes, Inc, a Thermo Fisher Scientific Company. The Alexa Fluor® dye included in this product is provided under an intellectual property license from Life Technologies Corporation. As this product contains the Alexa Fluor® dye, the purchase of this product conveys to the buyer the non-transferable right to use the purchased

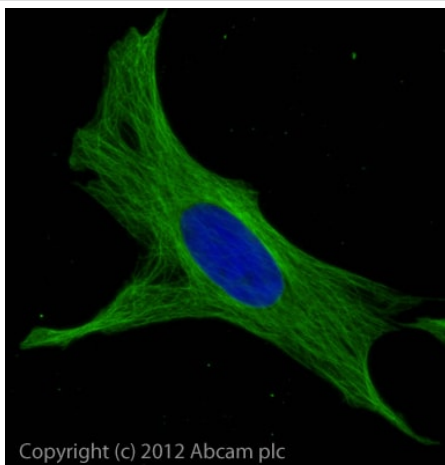
product and components of the product only in research conducted by the buyer (whether the buyer is an academic or for-profit entity). As this product contains the Alexa Fluor® dye the sale of this product is expressly conditioned on the buyer not using the product or its components, or any materials made using the product or its components, in any activity to generate revenue, which may include, but is not limited to use of the product or its components: in manufacturing; (ii) to provide a service, information, or data in return for payment (iii) for therapeutic, diagnostic or prophylactic purposes; or (iv) for resale, regardless of whether they are sold for use in research. For information on purchasing a license to this product for purposes other than research, contact Life Technologies Corporation, 5781 Van Allen Way, Carlsbad, CA 92008 USA or outlicensing@thermofisher.com.

Applications

The Abpromise guarantee Our [Abpromise guarantee](#) covers the use of ab150149 in the following tested applications. The application notes include recommended starting dilutions; optimal dilutions/concentrations should be determined by the end user.


Application	Abreviews	Notes
IHC-Fr		Use at an assay dependent concentration.
ICC/IF		1/200 - 1/1000.
Flow Cyt		1/2000.
ELISA		Use at an assay dependent concentration.
IHC-P		Use at an assay dependent concentration.

Images



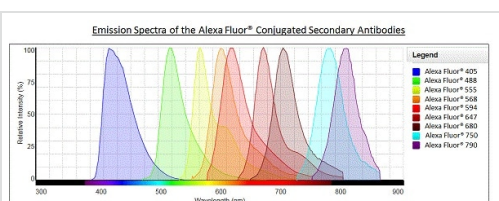
ICC/IF image of [ab6160](#) stained HeLa cells. The cells were 100% methanol fixed (5 min) and then incubated in 1%BSA / 10% normal donkey serum / 0.3M glycine in 0.1% PBS-Tween for 1h to permeabilise the cells and block non-specific protein-protein interactions. The cells were then incubated with the antibody ([ab6160](#), 10µg/ml) overnight at +4°C. The secondary antibody (green) was ab150149 Alexa Fluor® 488 donkey F(ab)2 anti-rat IgG (H+L) used at 1µg/ml for 1h. DAPI was used to stain the cell nuclei (blue) at a concentration of 1.43µM.

Immunocytochemistry/ Immunofluorescence -
Donkey F(ab')₂ Anti-Rat IgG H&L (Alexa Fluor® 488)
preadsorbed (ab150149)



Immunocytochemistry/ Immunofluorescence -
Donkey F(ab')₂ Anti-Rat IgG H&L (Alexa Fluor® 488)
preadsorbed (ab150149)

HeLa cells showing negative staining by ICC/IF using only secondary antibody. The cells were 100% methanol fixed (5 min) and then incubated in 1%BSA / 10% normal donkey serum / 0.3M glycine in 0.1% PBS-Tween for 1h to permeabilise the cells and block non-specific protein-protein interactions. The secondary antibody (green) was ab150149 Alexa Fluor® 488 donkey F(ab)₂ anti-rat IgG (H+L) used at 1µg/ml for 1h. DAPI was used to stain the cell nuclei (blue) at a concentration of 1.43µM.



Alexa Fluor® - Donkey F(ab')₂ Anti-Rat IgG H&L
(Alexa Fluor® 488) preadsorbed (ab150149)

Please note: All products are "FOR RESEARCH USE ONLY. NOT FOR USE IN DIAGNOSTIC PROCEDURES"

Our Abpromise to you: Quality guaranteed and expert technical support

- Replacement or refund for products not performing as stated on the datasheet
- Valid for 12 months from date of delivery
- Response to your inquiry within 24 hours
- We provide support in Chinese, English, French, German, Japanese and Spanish
- Extensive multi-media technical resources to help you
- We investigate all quality concerns to ensure our products perform to the highest standards

If the product does not perform as described on this datasheet, we will offer a refund or replacement. For full details of the Abpromise, please visit <https://www.abcam.com/abpromise> or contact our technical team.

Terms and conditions

- Guarantee only valid for products bought direct from Abcam or one of our authorized distributors