


Product datasheet

Anti-DPEP1/MDP antibody ab133377

2 Images

Overview

Product name	Anti-DPEP1/MDP antibody
Description	Rabbit polyclonal to DPEP1/MDP
Host species	Rabbit
Tested applications	Suitable for: IHC-P
Species reactivity	Reacts with: Human Predicted to work with: Monkey, Gorilla, Common marmoset 
Immunogen	Synthetic peptide corresponding to Human DPEP1/MDP (N terminal).
Positive control	Human uterus, Human colon tissues
General notes	This product was previously labelled as DPEP1

Reproducibility is key to advancing scientific discovery and accelerating scientists' next breakthrough.

Abcam is leading the way with our range of recombinant antibodies, knockout-validated antibodies and knockout cell lines, all of which support improved reproducibility.

We are also planning to innovate the way in which we present recommended applications and species on our product datasheets, so that only applications & species that have been tested in our own labs, our suppliers or by selected trusted collaborators are covered by our Abpromise™ guarantee.

In preparation for this, we have started to update the applications & species that this product is Abpromise guaranteed for.

We are also updating the applications & species that this product has been “predicted to work with,” however this information is not covered by our Abpromise guarantee.

Applications & species from publications and Abreviews that have not been tested in our own labs or in those of our suppliers are not covered by the Abpromise guarantee.

Please check that this product meets your needs before purchasing. If you have any questions, special requirements or concerns, please send us an inquiry and/or contact our Support team ahead of purchase. Recommended alternatives for this product can be found below, as well as customer reviews and Q&As.

Properties

Form	Liquid
Storage instructions	Shipped at 4°C. Upon delivery aliquot and store at -80°C. Avoid freeze / thaw cycles.
Storage buffer	Preservative: 0.1% Sodium azide Constituent: 99% PBS
Purity	Immunogen affinity purified
Clonality	Polyclonal
Isotype	IgG

Applications

Our [Abpromise guarantee](#) covers the use of **ab133377** in the following tested applications.

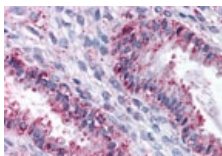
The application notes include recommended starting dilutions; optimal dilutions/concentrations should be determined by the end user.

Application	Abreviews	Notes
IHC-P		Use a concentration of 10 µg/ml. Perform heat mediated antigen retrieval with citrate buffer pH 6 before commencing with IHC staining protocol.

Target

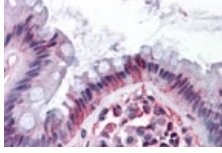
Function	Hydrolyzes a wide range of dipeptides. Implicated in the renal metabolism of glutathione and its conjugates. Converts leukotriene D4 to leukotriene E4; it may play an important role in the regulation of leukotriene activity.
Sequence similarities	Belongs to the peptidase M19 family.
Cellular localization	Apical cell membrane. Cell projection > microvillus membrane. Brush border membrane.

Images



Immunohistochemistry (Formalin/PFA-fixed paraffin-embedded sections) - Anti-DPEP1/MDP antibody (ab133377)

ab133377 (10 µg/ml) was used in IHC to stain formalin-fixed, paraffin-embedded human uterus, followed by biotinylated goat anti-rabbit IgG secondary antibody, alkaline phosphatase-streptavidin and chromogen.



Immunohistochemistry (Formalin/PFA-fixed paraffin-embedded sections) - Anti-DPEP1/MDP antibody (ab133377)

ab133377 (10 ug/ml) was used in IHC to stain formalin-fixed, paraffin-embedded human colon, followed by biotinylated goat anti-rabbit IgG secondary antibody, alkaline phosphatase-streptavidin and chromogen.

Please note: All products are "FOR RESEARCH USE ONLY. NOT FOR USE IN DIAGNOSTIC PROCEDURES"

Our Abpromise to you: Quality guaranteed and expert technical support

- Replacement or refund for products not performing as stated on the datasheet
- Valid for 12 months from date of delivery
- Response to your inquiry within 24 hours
- We provide support in Chinese, English, French, German, Japanese and Spanish
- Extensive multi-media technical resources to help you
- We investigate all quality concerns to ensure our products perform to the highest standards

If the product does not perform as described on this datasheet, we will offer a refund or replacement. For full details of the Abpromise, please visit <https://www.abcam.com/abpromise> or contact our technical team.

Terms and conditions

- Guarantee only valid for products bought direct from Abcam or one of our authorized distributors