


Product datasheet

Anti-DTX3 antibody - C-terminal ab197360

2 Images

Overview

Product name	Anti-DTX3 antibody - C-terminal
Description	Rabbit polyclonal to DTX3 - C-terminal
Host species	Rabbit
Tested applications	Suitable for: IHC-P, WB
Species reactivity	Reacts with: Human Predicted to work with: Mouse, Rat 
Immunogen	Fusion protein corresponding to Human DTX3 (C terminal). (BC114498). Database link: Q8N9I9
Positive control	Human tonsil tissue; SKOV3 cell lysate.
General notes	<p>Reproducibility is key to advancing scientific discovery and accelerating scientists' next breakthrough.</p> <p>Abcam is leading the way with our range of recombinant antibodies, knockout-validated antibodies and knockout cell lines, all of which support improved reproducibility.</p> <p>We are also planning to innovate the way in which we present recommended applications and species on our product datasheets, so that only applications & species that have been tested in our own labs, our suppliers or by selected trusted collaborators are covered by our Abpromise™ guarantee.</p> <p>In preparation for this, we have started to update the applications & species that this product is Abpromise guaranteed for.</p> <p>We are also updating the applications & species that this product has been “predicted to work with,” however this information is not covered by our Abpromise guarantee.</p> <p>Applications & species from publications and Abreviews that have not been tested in our own labs or in those of our suppliers are not covered by the Abpromise guarantee.</p> <p>Please check that this product meets your needs before purchasing. If you have any questions, special requirements or concerns, please send us an inquiry and/or contact our Support team ahead of purchase. Recommended alternatives for this product can be found below, as well as customer reviews and Q&As.</p>

Properties

Form	Liquid
-------------	--------

Storage instructions	Shipped at 4°C. Store at +4°C short term (1-2 weeks). Upon delivery aliquot. Store at -20°C long term. Avoid freeze / thaw cycle.
Storage buffer	pH: 7.4 Preservative: 0.05% Sodium azide Constituents: 49% PBS, 50% Glycerol (glycerin, glycerine)
Purity	Immunogen affinity purified
Clonality	Polyclonal
Isotype	IgG

Applications

Our [Abpromise guarantee](#) covers the use of **ab197360** in the following tested applications.

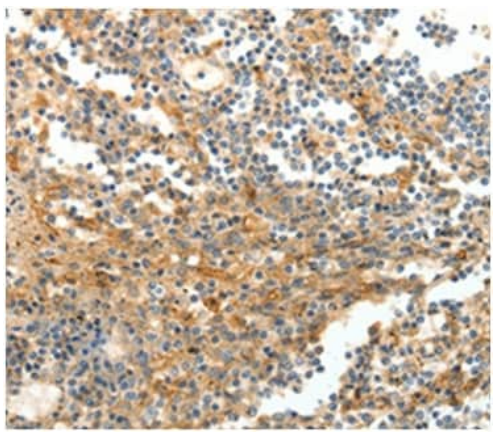
The application notes include recommended starting dilutions; optimal dilutions/concentrations should be determined by the end user.

Application	Abreviews	Notes
IHC-P		1/20 - 1/100.
WB		1/200 - 1/1000. Predicted molecular weight: 38 kDa.

Target

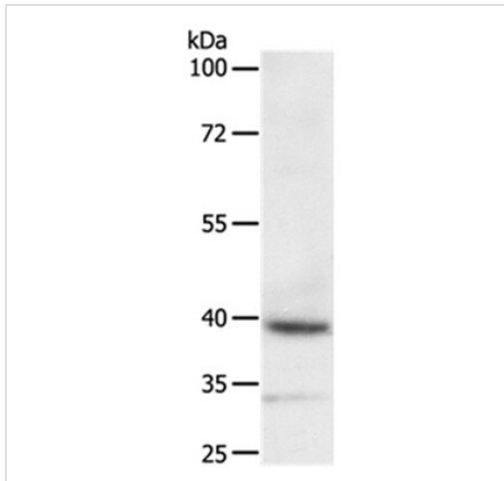
Function	Regulator of Notch signaling, a signaling pathway involved in cell-cell communications that regulates a broad spectrum of cell-fate determinations. Probably acts both as a positive and negative regulator of Notch, depending on the developmental and cell context (By similarity). Functions as an ubiquitin ligase protein in vitro, suggesting that it may regulate the Notch pathway via some ubiquitin ligase activity.
Sequence similarities	Belongs to the Deltex family. Contains 1 RING-type zinc finger.
Cellular localization	Cytoplasm.

Images



Immunohistochemical analysis of paraffin-embedded Human tonsil tissue labeling DTX3 with ab197360 at 1/20 dilution.

Immunohistochemistry (Formalin/PFA-fixed paraffin-embedded sections) - Anti-DTX3 antibody - C-terminal (ab197360)



Anti-DTX3 antibody - C-terminal (ab197360) at 1/200 dilution + SKOV3 cell lysate at 40 μ g

Developed using the ECL technique.

Predicted band size: 38 kDa

Exposure time: 10 minutes

Gel: 10%SDS-PAGE.

Western blot - Anti-DTX3 antibody - C-terminal (ab197360)

Please note: All products are "FOR RESEARCH USE ONLY. NOT FOR USE IN DIAGNOSTIC PROCEDURES"

Our Abpromise to you: Quality guaranteed and expert technical support

- Replacement or refund for products not performing as stated on the datasheet
- Valid for 12 months from date of delivery
- Response to your inquiry within 24 hours
- We provide support in Chinese, English, French, German, Japanese and Spanish
- Extensive multi-media technical resources to help you
- We investigate all quality concerns to ensure our products perform to the highest standards

If the product does not perform as described on this datasheet, we will offer a refund or replacement. For full details of the Abpromise, please visit <https://www.abcam.com/abpromise> or contact our technical team.

Terms and conditions

- Guarantee only valid for products bought direct from Abcam or one of our authorized distributors