

## Product datasheet

# Anti-DUSP3 antibody [EPR5492] ab125077

Recombinant RabMAb

4 Images

### Overview

<b>Product name</b>	Anti-DUSP3 antibody [EPR5492]
<b>Description</b>	Rabbit monoclonal [EPR5492] to DUSP3
<b>Host species</b>	Rabbit
<b>Tested applications</b>	<b>Suitable for:</b> WB, IHC-P
<b>Species reactivity</b>	<b>Reacts with:</b> Mouse, Rat, Human
<b>Immunogen</b>	Synthetic peptide within Human DUSP3 aa 1-100. The exact sequence is proprietary.
<b>Positive control</b>	HeLa, Jurkat, MCF7 and K562 cell lysates; Human ovarian cancer tissue and Mouse kidney tissue.

### General notes

This product is a recombinant monoclonal antibody, which offers several advantages including:

- High batch-to-batch consistency and reproducibility
- Improved sensitivity and specificity
- Long-term security of supply
- Animal-free production

For more information [see here](#).

Our RabMAb<sup>®</sup> technology is a patented hybridoma-based technology for making rabbit monoclonal antibodies. For details on our patents, please refer to [RabMAb<sup>®</sup> patents](#).

Reproducibility is key to advancing scientific discovery and accelerating scientists' next breakthrough.

Abcam is leading the way with our range of recombinant antibodies, knockout-validated antibodies and knockout cell lines, all of which support improved reproducibility.

We are also planning to innovate the way in which we present recommended applications and species on our product datasheets, so that only applications & species that have been tested in our own labs, our suppliers or by selected trusted collaborators are covered by our Abpromise<sup>™</sup> guarantee.

In preparation for this, we have started to update the applications & species that this product is Abpromise guaranteed for.

We are also updating the applications & species that this product has been "predicted to work with," however this information is not covered by our Abpromise guarantee.

Applications & species from publications and Abreviews that have not been tested in our own labs or in those of our suppliers are not covered by the Abpromise guarantee.

Please check that this product meets your needs before purchasing. If you have any questions, special requirements or concerns, please send us an inquiry and/or contact our Support team ahead of purchase. Recommended alternatives for this product can be found below, as well as customer reviews and Q&As.

## Properties

---

<b>Form</b>	Liquid
<b>Storage instructions</b>	Shipped at 4°C. Store at -20°C. Stable for 12 months at -20°C.
<b>Storage buffer</b>	pH: 7.20 Preservative: 0.05% Sodium azide Constituents: 0.1% BSA, 40% Glycerol (glycerin, glycerine), 9.85% Tris glycine, 50% Tissue culture supernatant
<b>Purity</b>	Tissue culture supernatant
<b>Clonality</b>	Monoclonal
<b>Clone number</b>	EPR5492
<b>Isotype</b>	IgG

## Applications

---

Our [Abpromise guarantee](#) covers the use of **ab125077** in the following tested applications.

The application notes include recommended starting dilutions; optimal dilutions/concentrations should be determined by the end user.

Application	Abreviews	Notes
WB		1/50000 - 1/200000. Detects a band of approximately 20 kDa (predicted molecular weight: 20 kDa).
IHC-P		1/100 - 1/250. Perform heat mediated antigen retrieval with citrate buffer pH 6 before commencing with IHC staining protocol.

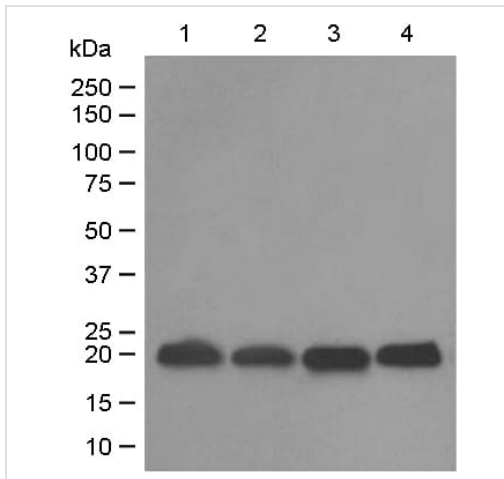
## Target

---

<b>Function</b>	Shows activity both for tyrosine-protein phosphate and serine-protein phosphate, but displays a strong preference toward phosphotyrosines. Specifically dephosphorylates and inactivates ERK1 and ERK2.
<b>Sequence similarities</b>	Belongs to the protein-tyrosine phosphatase family. Non-receptor class dual specificity subfamily. Contains 1 tyrosine-protein phosphatase domain.
<b>Cellular localization</b>	Nucleus.

## Images

---



Western blot - Anti-DUSP3 antibody [EPR5492] (ab125077)

**All lanes :** Anti-DUSP3 antibody [EPR5492] (ab125077) at 1/50000 dilution

**Lane 1 :** HeLa cell lysate

**Lane 2 :** Jurkat cell lysate

**Lane 3 :** MCF-7 cell lysate

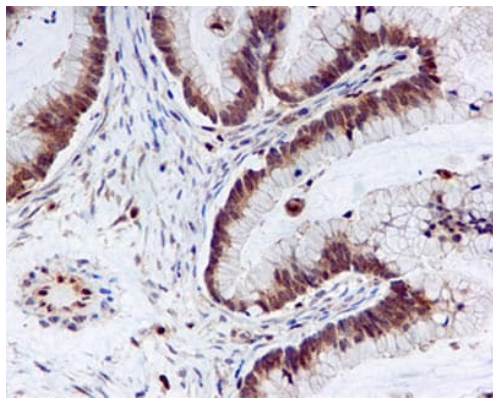
**Lane 4 :** K562 cell lysate

Lysates/proteins at 10 µg per lane.

#### Secondary

**All lanes :** Goat anti-Rabbit HRP at 1/2000 dilution

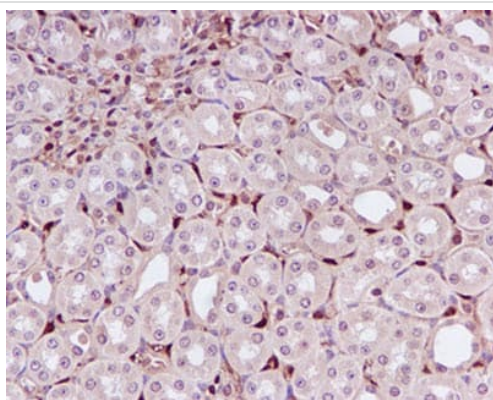
**Predicted band size:** 20 kDa



Immunohistochemistry (Formalin/PFA-fixed paraffin-embedded sections) - Anti-DUSP3 antibody [EPR5492] (ab125077)

ab125077, at 1/100, staining DUSP3 in paraffin-embedded Human ovarian cancer tissue by immunohistochemistry.

Perform heat mediated antigen retrieval with citrate buffer pH 6 before commencing with IHC staining protocol.



Immunohistochemistry (Formalin/PFA-fixed paraffin-embedded sections) - Anti-DUSP3 antibody [EPR5492] (ab125077)

ab125077, at 1/100, staining DUSP3 in paraffin-embedded Mouse kidney tissue by immunohistochemistry.

Perform heat mediated antigen retrieval with citrate buffer pH 6 before commencing with IHC staining protocol.

### Why choose a recombinant antibody?



**Research with confidence**  
Consistent and reproducible results



**Long-term and scalable supply**  
Recombinant technology



**Success from the first experiment**  
Confirmed specificity



**Ethical standards compliant**  
Animal-free production

Anti-DUSP3 antibody [EPR5492] (ab125077)

**Please note:** All products are "FOR RESEARCH USE ONLY. NOT FOR USE IN DIAGNOSTIC PROCEDURES"

### Our Abpromise to you: Quality guaranteed and expert technical support

---

- Replacement or refund for products not performing as stated on the datasheet
- Valid for 12 months from date of delivery
- Response to your inquiry within 24 hours
- We provide support in Chinese, English, French, German, Japanese and Spanish
- Extensive multi-media technical resources to help you
- We investigate all quality concerns to ensure our products perform to the highest standards

If the product does not perform as described on this datasheet, we will offer a refund or replacement. For full details of the Abpromise, please visit <https://www.abcam.com/abpromise> or contact our technical team.

### Terms and conditions

---

- Guarantee only valid for products bought direct from Abcam or one of our authorized distributors