


Product datasheet

Anti-Dysferlin interacting protein 1 antibody ab151032

2 Images

Overview

Product name	Anti-Dysferlin interacting protein 1 antibody
Description	Rabbit polyclonal to Dysferlin interacting protein 1
Host species	Rabbit
Tested applications	Suitable for: IHC-P, WB
Species reactivity	Reacts with: Human Predicted to work with: Mouse, Rat, Cow, Dog 
Immunogen	Recombinant fragment, corresponding to amino acids 115-154 of Human Dysferlin interacting protein 1. Run BLAST with ExPASy Run BLAST with NCBI
Positive control	Human colon tissue; RT-4 cell lysates.
General notes	The antibody solution should be gently mixed before use.

Properties

Form	Liquid
Storage instructions	Shipped at 4°C. Upon delivery aliquot and store at -20°C. Avoid repeated freeze / thaw cycles.
Storage buffer	pH: 7.20 Preservative: 0.02% Sodium azide Constituents: 59% PBS, 40% Glycerol
Purity	Immunogen affinity purified
Clonality	Polyclonal
Isotype	IgG

Applications

Our [Abpromise guarantee](#) covers the use of **ab151032** in the following tested applications.

The application notes include recommended starting dilutions; optimal dilutions/concentrations should be determined by the end user.

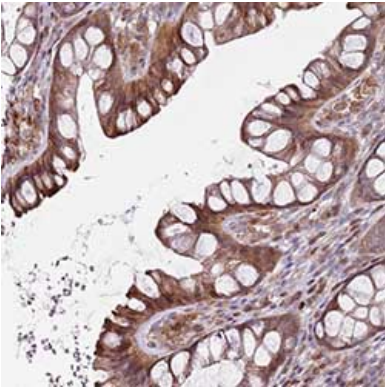
Application	Abreviews	Notes
IHC-P		1/50 - 1/200. Perform heat mediated antigen retrieval with citrate buffer pH 6 before commencing with IHC staining protocol.
WB		1/250 - 1/500. Predicted molecular weight: 17 kDa.

Target

Relevance

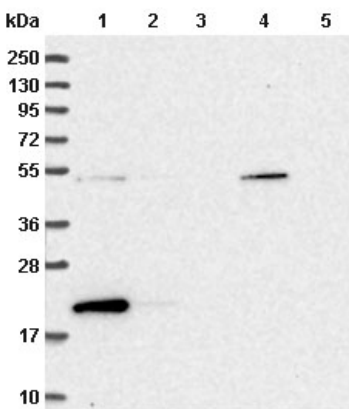
Inhibits phosphatase activity of protein phosphatase 1 (PP1) complexes.

Images



Immunohistochemical analysis of paraffin-embedded Human colon tissue labeling Dysferlin interacting protein 1 with ab151032 at 1/50 dilution.

Immunohistochemistry (Formalin/PFA-fixed paraffin-embedded sections) - Anti-Dysferlin interacting protein 1 antibody (ab151032)



All lanes : Anti-Dysferlin interacting protein 1 antibody (ab151032) at 1/250 dilution

Lane 1 : RT-4 cell lysate

Lane 2 : U-251 MG cell lysate

Lane 3 : Human Plasma lysate

Lane 4 : Human Liver lysate

Lane 5 : Human Tonsil lysate

Predicted band size: 17 kDa

Western blot - Anti-Dysferlin interacting protein 1 antibody (ab151032)

Please note: All products are "FOR RESEARCH USE ONLY. NOT FOR USE IN DIAGNOSTIC PROCEDURES"

Our Abpromise to you: Quality guaranteed and expert technical support

- Replacement or refund for products not performing as stated on the datasheet
- Valid for 12 months from date of delivery
- Response to your inquiry within 24 hours

- We provide support in Chinese, English, French, German, Japanese and Spanish
- Extensive multi-media technical resources to help you
- We investigate all quality concerns to ensure our products perform to the highest standards

If the product does not perform as described on this datasheet, we will offer a refund or replacement. For full details of the Abpromise, please visit <https://www.abcam.com/abpromise> or contact our technical team.

Terms and conditions

- Guarantee only valid for products bought direct from Abcam or one of our authorized distributors