




Product datasheet

Anti-EBF3 antibody ab207705

1 References 2 Images

Overview

Product name	Anti-EBF3 antibody
Description	Rabbit polyclonal to EBF3
Host species	Rabbit
Tested applications	Suitable for: WB, IHC-P
Species reactivity	Reacts with: Human Predicted to work with: Mouse, Rat, Xenopus laevis 
Immunogen	Recombinant fragment corresponding to Human EBF3 aa 287-449. (BC126130). Sequence: FGTM LVWSELITPH AIRVQTPPRH IPGVVEVTL YKSKQFCKGA PGRFVYTALN EPTIDYGFQR LQKVIPRHPG DPERLPKEVL LKRAADLVEA LYGMPHNNQE IILKRAADIA EALYSVPRNH NQIPTLGNNP AHTGMMGVNS FSSQLAVNVS ETSQANDQV Database link: Q9H4W6-2  Run BLAST with  Run BLAST with
Positive control	U87 cell lysate; Human fetal muscle tissue.
General notes	<p>Reproducibility is key to advancing scientific discovery and accelerating scientists' next breakthrough.</p> <p>Abcam is leading the way with our range of recombinant antibodies, knockout-validated antibodies and knockout cell lines, all of which support improved reproducibility.</p> <p>We are also planning to innovate the way in which we present recommended applications and species on our product datasheets, so that only applications & species that have been tested in our own labs, our suppliers or by selected trusted collaborators are covered by our Abpromise™ guarantee.</p> <p>In preparation for this, we have started to update the applications & species that this product is Abpromise guaranteed for.</p> <p>We are also updating the applications & species that this product has been “predicted to work with,” however this information is not covered by our Abpromise guarantee.</p> <p>Applications & species from publications and Abreviews that have not been tested in our own labs or in those of our suppliers are not covered by the Abpromise guarantee.</p> <p>Please check that this product meets your needs before purchasing. If you have any questions,</p>

special requirements or concerns, please send us an inquiry and/or contact our Support team ahead of purchase. Recommended alternatives for this product can be found below, as well as customer reviews and Q&As.

Properties

Form	Lyophilized:Reconstitute in 200ul sterile H2O.
Storage instructions	Shipped at 4°C. Store at +4°C short term (1-2 weeks). Upon delivery aliquot. Store at -20°C long term. Avoid freeze / thaw cycle.
Storage buffer	pH: 7.20 Preservative: 0.02% Sodium azide Constituents: 98% PBS, 1% BSA
Purity	Immunogen affinity purified
Clonality	Polyclonal
Isotype	IgG

Applications

Our [Abpromise guarantee](#) covers the use of **ab207705** in the following tested applications.

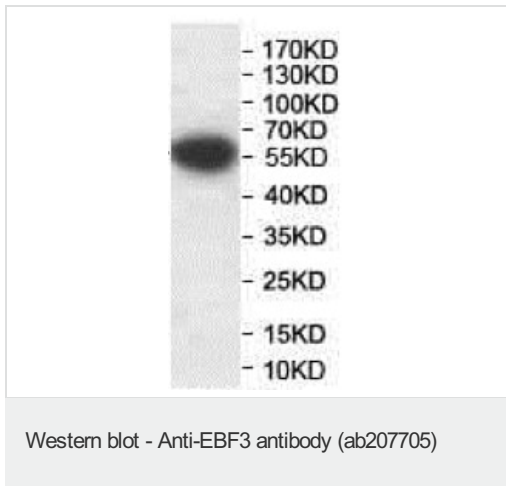
The application notes include recommended starting dilutions; optimal dilutions/concentrations should be determined by the end user.

Application	Abreviews	Notes
WB		1/200 - 1/1000. Predicted molecular weight: 60 kDa.
IHC-P		1/100 - 1/500.

Target

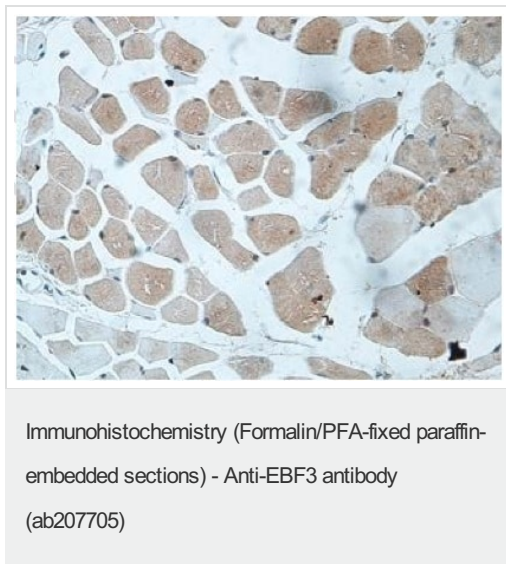
Function	Transcriptional activator which recognizes variations of the palindromic sequence 5'-ATTCCCNNGGGAATT-3'.
Tissue specificity	Expressed in brain.
Sequence similarities	Belongs to the COE family. Contains 1 IPT/TIG domain.
Cellular localization	Nucleus.

Images



Anti-EBF3 antibody (ab207705) at 1/1000 dilution + U87 cell lysate

Predicted band size: 60 kDa



Immunohistochemical analysis of formalin-fixed, paraffin-embedded Human fetal muscle tissue labeling EBF3 with ab207705 at 1/100 dilution.

Please note: All products are "FOR RESEARCH USE ONLY. NOT FOR USE IN DIAGNOSTIC PROCEDURES"

Our Abpromise to you: Quality guaranteed and expert technical support

- Replacement or refund for products not performing as stated on the datasheet
- Valid for 12 months from date of delivery
- Response to your inquiry within 24 hours
- We provide support in Chinese, English, French, German, Japanese and Spanish
- Extensive multi-media technical resources to help you
- We investigate all quality concerns to ensure our products perform to the highest standards

If the product does not perform as described on this datasheet, we will offer a refund or replacement. For full details of the Abpromise, please visit <https://www.abcam.com/abpromise> or contact our technical team.

Terms and conditions

- Guarantee only valid for products bought direct from Abcam or one of our authorized distributors