

Product datasheet

Elastic Stain Kit (Verhoeff Van Gieson / EVG Stain)
ab150667

2 References 3 Images

Overview

Product name Elastic Stain Kit (Verhoeff Van Gieson / EVG Stain)

Product overview Elastic Stain Kit ab150667 uses a modified Verhoeff's Van Gieson / EVG stain to stain elastic fibers / elastin in tissue sections in histology. Staining of elastic tissue is useful in cases of emphysema (atrophy of elastic tissue), arteriosclerosis (thinning and loss of elastic fibers) and various other vascular diseases.

Other products for staining tissue sections

Find more kits and reagents in the [special stains guide](#), or products for antigen retrieval, blocking, signal amplification, visualization, counterstaining, and mounting in the [IHC kits and reagents guide](#).

Notes

Staining Interpretation

Elastic fibers Black to Blue/Black
Nuclei Blue to Black
Collagen Red
Muscle & Other Yellow

Control Tissue: Lung or any vascular tissue.

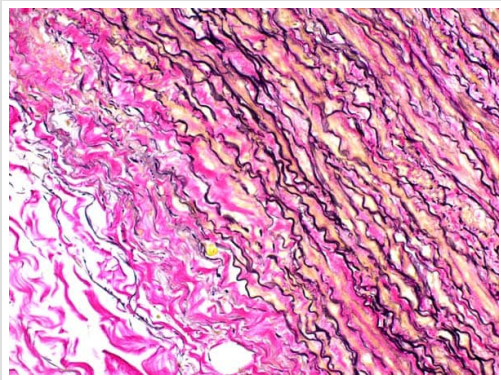
Properties

Storage instructions Store at room temperature. Please refer to protocols.

Components	100 tests
Ferric Chloride (2%) Differentiating Solution	1 x 125ml
Ferric Chloride Solution (10%)	1 x 125ml
Hematoxylin solution (5%)	1 x 250ml
Lugol's Iodine Solution	1 x 125ml

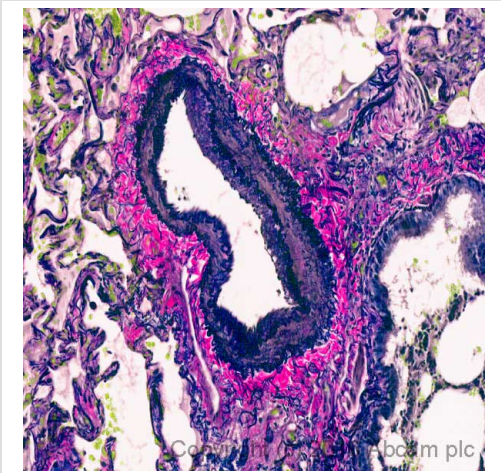
Components	100 tests
Sodium Thiosulfate Solution (5%)	1 x 125ml
Van Gieson's Solution	1 x 125ml

Images



ab150667 Elastic Stain Kit (Connective Tissue Stain) staining formalin-fixed-paraffin embedded human artery.

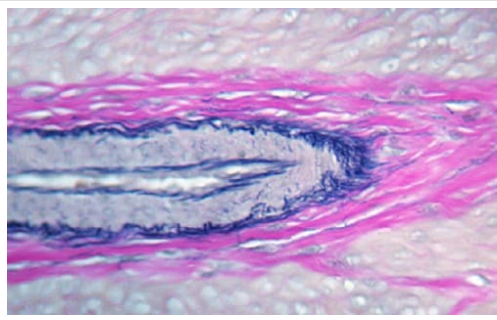
ab150667 - Elastic Stain Kit (Connective Tissue Stain)



ab150667 (Elastic (connective tissue stain)) staining elastic fibres (blue/black) and collagen (red/pink) in formalin fixed paraffin embedded normal human lung. Muscle and other tissues appear yellow.

*Tissue obtained from the Human Research Tissue Bank, supported by the NIHR Cambridge Biomedical Research Centre.

ab150667 - Elastic Stain Kit (Connective Tissue Stain)



Staining of Uterus with ab150667 - Elastic Stain Kit (Modified Verhoff's).

ab150667 - Elastic Stain Kit (Connective Tissue Stain)

Please note: All products are "FOR RESEARCH USE ONLY. NOT FOR USE IN DIAGNOSTIC PROCEDURES"

Our Abpromise to you: Quality guaranteed and expert technical support

- Replacement or refund for products not performing as stated on the datasheet
- Valid for 12 months from date of delivery
- Response to your inquiry within 24 hours
- We provide support in Chinese, English, French, German, Japanese and Spanish
- Extensive multi-media technical resources to help you
- We investigate all quality concerns to ensure our products perform to the highest standards

If the product does not perform as described on this datasheet, we will offer a refund or replacement. For full details of the Abpromise, please visit <https://www.abcam.com/abpromise> or contact our technical team.

Terms and conditions

- Guarantee only valid for products bought direct from Abcam or one of our authorized distributors