

Product datasheet

Anti-FAM168B antibody ab238117

4 Images

Overview

Product name	Anti-FAM168B antibody
Description	Rabbit polyclonal to FAM168B
Host species	Rabbit
Tested applications	Suitable for: IHC-P, ICC/IF
Species reactivity	Reacts with: Human
Immunogen	Recombinant fragment corresponding to Human FAM168B aa 43-100. Database link: A1KXE4
Positive control	IHC-P: Human skeletal muscle and gastric cancer tissue. ICC/IF: A549 and PC-3 cells.
General notes	<p>Reproducibility is key to advancing scientific discovery and accelerating scientists' next breakthrough.</p> <p>Abcam is leading the way with our range of recombinant antibodies, knockout-validated antibodies and knockout cell lines, all of which support improved reproducibility.</p> <p>We are also planning to innovate the way in which we present recommended applications and species on our product datasheets, so that only applications & species that have been tested in our own labs, our suppliers or by selected trusted collaborators are covered by our Abpromise™ guarantee.</p> <p>In preparation for this, we have started to update the applications & species that this product is Abpromise guaranteed for.</p> <p>We are also updating the applications & species that this product has been “predicted to work with,” however this information is not covered by our Abpromise guarantee.</p> <p>Applications & species from publications and Abreviews that have not been tested in our own labs or in those of our suppliers are not covered by the Abpromise guarantee.</p> <p>Please check that this product meets your needs before purchasing. If you have any questions, special requirements or concerns, please send us an inquiry and/or contact our Support team ahead of purchase. Recommended alternatives for this product can be found below, as well as customer reviews and Q&As.</p>

Properties

Form	Liquid
-------------	--------

Storage instructions	Shipped at 4°C. Store at +4°C short term (1-2 weeks). Upon delivery aliquot. Store at -20°C long term. Avoid freeze / thaw cycle.
Storage buffer	pH: 7.40 Constituents: 50% Glycerol (glycerin, glycerine), PBS, 0.03% Proclin 300
Purity	Protein G purified
Purification notes	Purity greater than 95%.
Clonality	Polyclonal
Isotype	IgG

Applications

Our [Abpromise guarantee](#) covers the use of **ab238117** in the following tested applications.

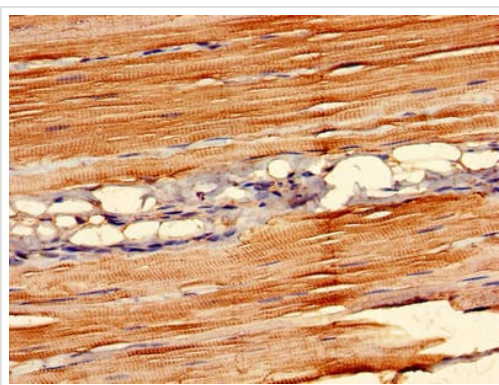
The application notes include recommended starting dilutions; optimal dilutions/concentrations should be determined by the end user.

Application	Abreviews	Notes
IHC-P		1/20 - 1/200.
ICC/IF		1/50 - 1/200.

Target

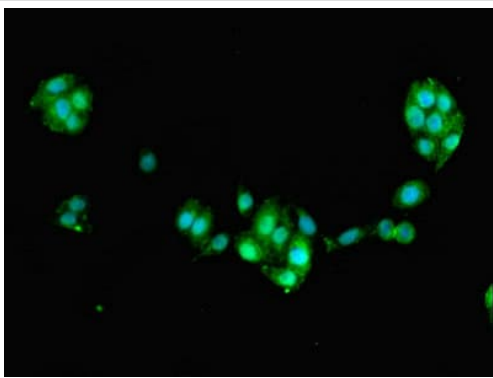
Sequence similarities Belongs to the FAM168 protein family.

Images



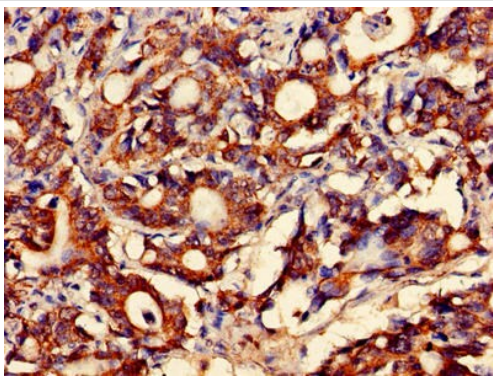
Paraffin-embedded human skeletal muscle tissue stained for FAM168B with ab238117 at a 1/100 dilution in immunohistochemical analysis.

Immunohistochemistry (Formalin/PFA-fixed paraffin-embedded sections) - Anti-FAM168B antibody (ab238117)



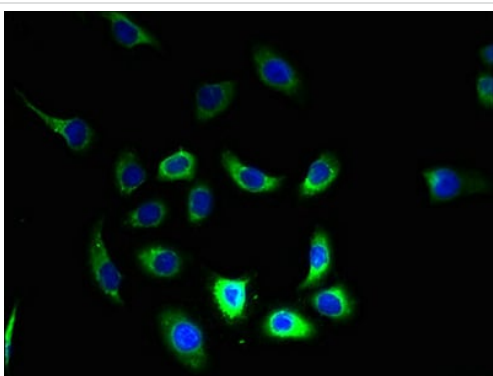
Immunocytochemistry/ Immunofluorescence - Anti-FAM168B antibody (ab238117)

PC-3 (Human prostate adenocarcinoma cell line) cells stained for FAM168B (green) using ab238117 at 1/100 dilution in ICC/IF, followed by an Alexa-Fluor®488-conjugated goat anti-rabbit IgG (H+L).



Immunohistochemistry (Formalin/PFA-fixed paraffin-embedded sections) - Anti-FAM168B antibody (ab238117)

Paraffin-embedded human gastric cancer tissue stained for FAM168B with ab238117 at a 1/100 dilution in immunohistochemical analysis.



Immunocytochemistry/ Immunofluorescence - Anti-FAM168B antibody (ab238117)

A549 (Human lung carcinoma cell line) cells stained for FAM168B (green) using ab238117 at 1/100 dilution in ICC/IF, followed by an Alexa-Fluor®488-conjugated goat anti-rabbit IgG (H+L).

Our Abpromise to you: Quality guaranteed and expert technical support

- Replacement or refund for products not performing as stated on the datasheet
- Valid for 12 months from date of delivery
- Response to your inquiry within 24 hours

- We provide support in Chinese, English, French, German, Japanese and Spanish
- Extensive multi-media technical resources to help you
- We investigate all quality concerns to ensure our products perform to the highest standards

If the product does not perform as described on this datasheet, we will offer a refund or replacement. For full details of the Abpromise, please visit <https://www.abcam.com/abpromise> or contact our technical team.

Terms and conditions

- Guarantee only valid for products bought direct from Abcam or one of our authorized distributors