

Product datasheet

Anti-FAM63B antibody ab151122

[5 Images](#)

Overview

Product name	Anti-FAM63B antibody
Description	Rabbit polyclonal to FAM63B
Host species	Rabbit
Tested applications	Suitable for: IHC-P, ICC/IF
Species reactivity	Reacts with: Human Predicted to work with: Mouse, Rat
Immunogen	Recombinant fragment corresponding to amino acids 165-252 of Human FAM63B. Run BLAST with ExPASy Run BLAST with NCBI
Positive control	IHC-P: Human prostate, placenta, testis and liver tissue. ICC/IF: U-2 OS cells.
General notes	<p>The Life Science industry has been in the grips of a reproducibility crisis for a number of years. Abcam is leading the way in addressing this with our range of recombinant monoclonal antibodies and knockout edited cell lines for gold-standard validation. Please check that this product meets your needs before purchasing.</p> <p>If you have any questions, special requirements or concerns, please send us an inquiry and/or contact our Support team ahead of purchase. Recommended alternatives for this product can be found below, along with publications, customer reviews and Q&As</p>

Properties

Form	Liquid
Storage instructions	Shipped at 4°C. Upon delivery aliquot and store at -20°C. Avoid repeated freeze / thaw cycles.
Storage buffer	pH: 7.20 Preservative: 0.02% Sodium azide Constituents: 59% PBS, 40% Glycerol (glycerin, glycerine)
Purity	Immunogen affinity purified
Clonality	Polyclonal
Isotype	IgG

Applications

The Abpromise guarantee

Our [Abpromise guarantee](#) covers the use of ab151122 in the following tested applications.

The application notes include recommended starting dilutions; optimal dilutions/concentrations should be determined by the end user.

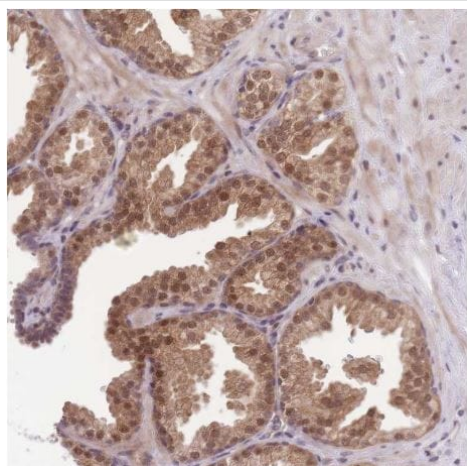
Application	Abreviews	Notes
IHC-P		1/200 - 1/500. Perform heat mediated antigen retrieval with citrate buffer pH 6 before commencing with IHC staining protocol.
ICC/IF		Use a concentration of 0.25 - 2 µg/ml.

Target

Relevance

Belongs to the FAM63 family.

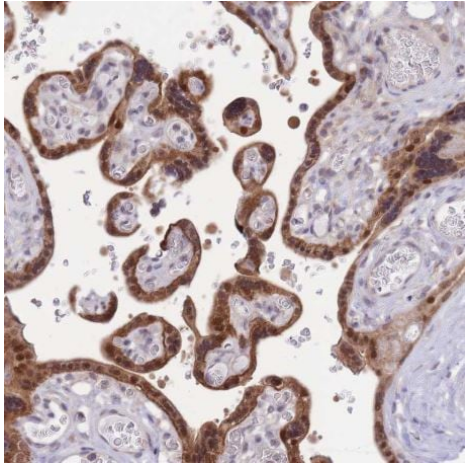
Images



Paraffin embedded human prostate tissue stained for FAM63B using ab151122 at 1/500 dilution in immunohistochemical analysis.

Heat mediated antigen retrieval was performed with citrate buffer pH 6 before IHC staining protocol.

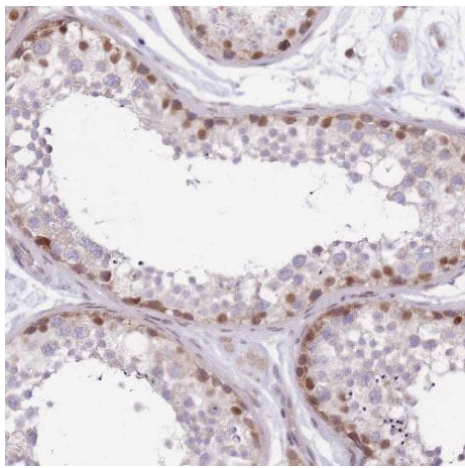
Immunohistochemistry (Formalin/PFA-fixed paraffin-embedded sections) - Anti-FAM63B antibody (ab151122)



Immunohistochemistry (Formalin/PFA-fixed paraffin-embedded sections) - Anti-FAM63B antibody (ab151122)

Paraffin embedded human placenta tissue stained for FAM63B using ab151122 at 1/500 dilution in immunohistochemical analysis.

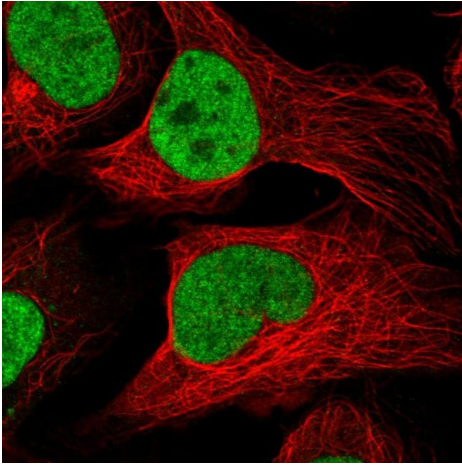
Heat mediated antigen retrieval was performed with citrate buffer pH 6 before IHC staining protocol.



Immunohistochemistry (Formalin/PFA-fixed paraffin-embedded sections) - Anti-FAM63B antibody (ab151122)

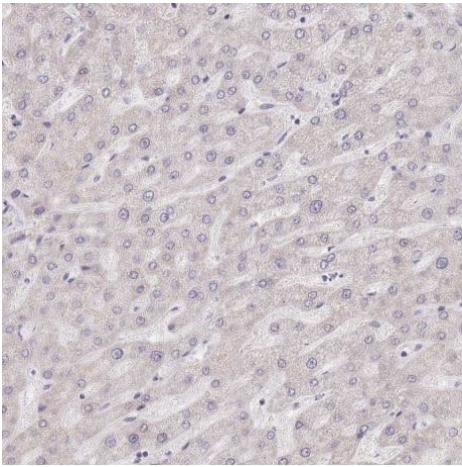
Paraffin embedded human testis tissue stained for FAM63B using ab151122 at 1/500 dilution in immunohistochemical analysis.

Heat mediated antigen retrieval was performed with citrate buffer pH 6 before IHC staining protocol.



Immunocytochemistry/ Immunofluorescence - Anti-FAM63B antibody (ab151122)

Immunofluorescent staining of human cell line U-2 OS shows positivity in nucleus but excluded from the nucleoli.



Immunohistochemistry (Formalin/PFA-fixed paraffin-embedded sections) - Anti-FAM63B antibody (ab151122)

Paraffin embedded human liver tissue stained for FAM63B using ab151122 at 1/500 dilution in immunohistochemical analysis.

Shows no positivity in hepatocytes cells as expected.

Heat mediated antigen retrieval was performed with citrate buffer pH 6 before IHC staining protocol.

Please note: All products are "FOR RESEARCH USE ONLY. NOT FOR USE IN DIAGNOSTIC PROCEDURES"

Our Abpromise to you: Quality guaranteed and expert technical support

- Replacement or refund for products not performing as stated on the datasheet
- Valid for 12 months from date of delivery
- Response to your inquiry within 24 hours
- We provide support in Chinese, English, French, German, Japanese and Spanish
- Extensive multi-media technical resources to help you
- We investigate all quality concerns to ensure our products perform to the highest standards

If the product does not perform as described on this datasheet, we will offer a refund or replacement. For full details of the Abpromise, please visit <https://www.abcam.com/abpromise> or contact our technical team.

Terms and conditions

- Guarantee only valid for products bought direct from Abcam or one of our authorized distributors