




Product datasheet

Anti-FCGRT/FCRN antibody [CL3640] ab223381

5 Images

Overview

Product name	Anti-FCGRT/FCRN antibody [CL3640]
Description	Mouse monoclonal [CL3640] to FCGRT/FCRN
Host species	Mouse
Tested applications	Suitable for: IHC-P, WB
Species reactivity	Reacts with: Human Predicted to work with: Cynomolgus monkey 
Immunogen	Recombinant fragment corresponding to Human FCGRT/FCRN aa 175-296. Sequence: LTFLLFSCPHRLREHLERGRGNLEWKEPPSMRLKARP SSPGFSVLTCSAF SFYPPELQLRFLRNGLAAGTGQGDFGPNSDGSFHAS SSLTVKSGDEHHYC CIVQHAGLAQPLRVELESPA Database link: P55899  Run BLAST with  Run BLAST with
Epitope	Binds to an epitope located within the peptide sequence GQGDFGPNSD as determined by overlapping synthetic peptides.
Positive control	WB: THP-1 (human monocytic leukemia cell line) cell lysate. IHC-P: Human lymph node, liver, placenta and colon tissue.
General notes	This product was previously labelled as FCGRT

Properties

Form	Liquid
Storage instructions	Shipped at 4°C. Store at +4°C short term (1-2 weeks). Upon delivery aliquot. Store at -20°C long term. Avoid freeze / thaw cycle.
Storage buffer	pH: 7.2 Preservative: 0.02% Sodium azide Constituents: 40% Glycerol, PBS
Purity	Protein A purified

Clonality	Monoclonal
Clone number	CL3640
Isotype	IgG1

Applications

Our [Abpromise guarantee](#) covers the use of **ab223381** in the following tested applications.

The application notes include recommended starting dilutions; optimal dilutions/concentrations should be determined by the end user.

Application	Abreviews	Notes
IHC-P		1/5000 - 1/10000. Perform heat mediated antigen retrieval with citrate buffer pH 6 before commencing with IHC staining protocol.
WB		1/500 - 1/1000.

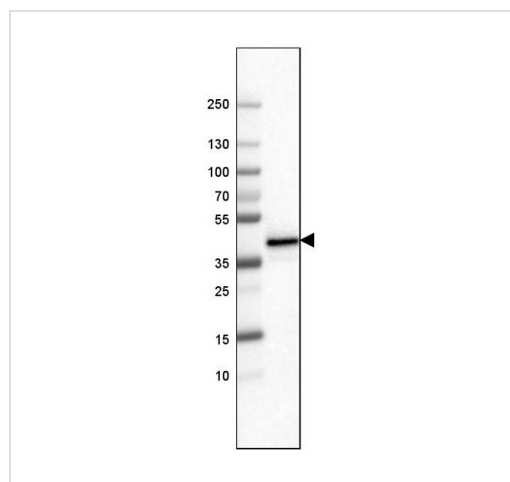
Target

Function Binds to the Fc region of monomeric immunoglobulins gamma. Mediates the uptake of IgG from milk. Possible role in transfer of immunoglobulin G from mother to fetus.

Sequence similarities Belongs to the immunoglobulin superfamily.

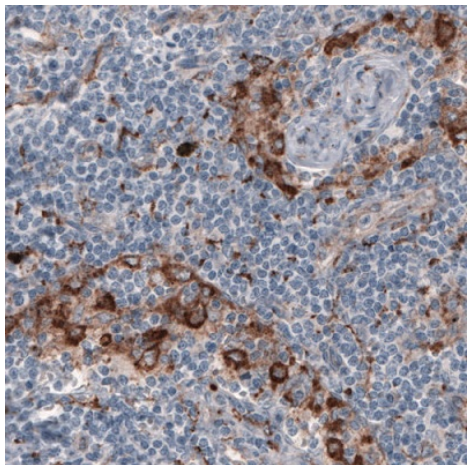
Cellular localization Cell membrane.

Images



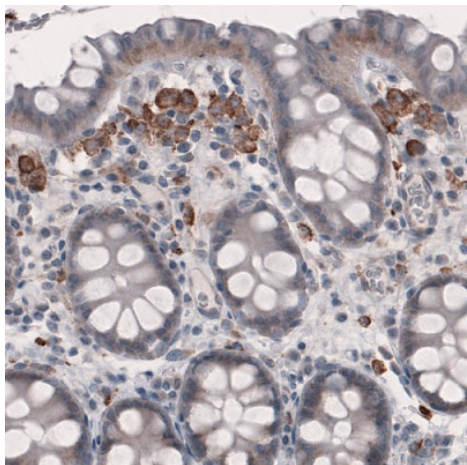
Anti-FCGRT/FCRN antibody [CL3640] (ab223381) at 1/500 dilution
+ THP-1 (human monocytic leukemia cell line) whole cell lysate

Western blot - Anti-FCGRT/FCRN antibody [CL3640]
(ab223381)



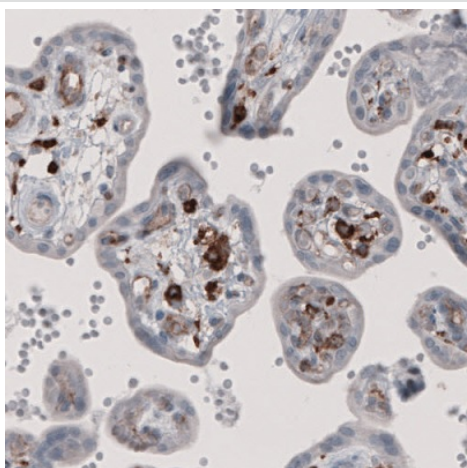
Paraffin embedded human lymph node tissue stained for FCGR2/FCRN with ab223381 at a 1/5000 dilution in Immunohistochemical analysis.

Immunohistochemistry (Formalin/PFA-fixed paraffin-embedded sections) - Anti-FCGR2/FCRN antibody [CL3640] (ab223381)



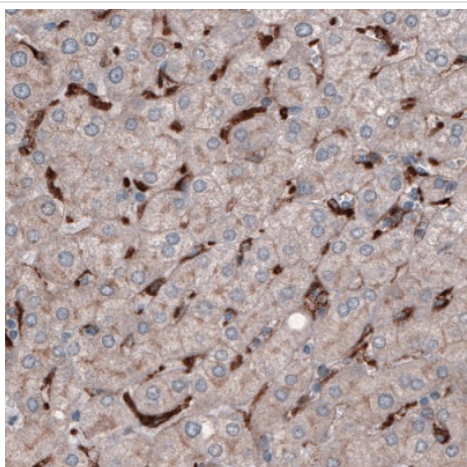
Paraffin embedded human colon tissue stained for FCGR2/FCRN with ab223381 at a 1/5000 dilution in Immunohistochemical analysis.

Immunohistochemistry (Formalin/PFA-fixed paraffin-embedded sections) - Anti-FCGR2/FCRN antibody [CL3640] (ab223381)



Paraffin embedded human placenta tissue stained for FCGRT/FCRN with ab223381 at a 1/5000 dilution in Immunohistochemical analysis.

Immunohistochemistry (Formalin/PFA-fixed paraffin-embedded sections) - Anti-FCGRT/FCRN antibody [CL3640] (ab223381)



Paraffin embedded human liver tissue stained for FCGRT/FCRN with ab223381 at a 1/5000 dilution in Immunohistochemical analysis.

Immunohistochemistry (Formalin/PFA-fixed paraffin-embedded sections) - Anti-FCGRT/FCRN antibody [CL3640] (ab223381)

Please note: All products are "FOR RESEARCH USE ONLY. NOT FOR USE IN DIAGNOSTIC PROCEDURES"

Our Abpromise to you: Quality guaranteed and expert technical support

- Replacement or refund for products not performing as stated on the datasheet
- Valid for 12 months from date of delivery
- Response to your inquiry within 24 hours

- We provide support in Chinese, English, French, German, Japanese and Spanish
- Extensive multi-media technical resources to help you
- We investigate all quality concerns to ensure our products perform to the highest standards

If the product does not perform as described on this datasheet, we will offer a refund or replacement. For full details of the Abpromise, please visit <https://www.abcam.com/abpromise> or contact our technical team.

Terms and conditions

- Guarantee only valid for products bought direct from Abcam or one of our authorized distributors