

Product datasheet

Anti-Ferritin Light Chain antibody [FTL/1388] - BSA and Azide free ab218867

3 Images

Overview

| | |
|----------------------------|---|
| Product name | Anti-Ferritin Light Chain antibody [FTL/1388] - BSA and Azide free |
| Description | Mouse monoclonal [FTL/1388] to Ferritin Light Chain - BSA and Azide free |
| Host species | Mouse |
| Tested applications | Suitable for: IHC-P, Protein Array |
| Species reactivity | Reacts with: Human |
| Immunogen | Recombinant fragment within Human Ferritin Light Chain aa 38-165. The exact sequence is proprietary. Database link: P02792 |
| Positive control | Human pancreas tissue. |
| General notes | <p>Reproducibility is key to advancing scientific discovery and accelerating scientists' next breakthrough.</p> <p>Abcam is leading the way with our range of recombinant antibodies, knockout-validated antibodies and knockout cell lines, all of which support improved reproducibility.</p> <p>We are also planning to innovate the way in which we present recommended applications and species on our product datasheets, so that only applications & species that have been tested in our own labs, our suppliers or by selected trusted collaborators are covered by our Abpromise™ guarantee.</p> <p>In preparation for this, we have started to update the applications & species that this product is Abpromise guaranteed for.</p> <p>We are also updating the applications & species that this product has been “predicted to work with,” however this information is not covered by our Abpromise guarantee.</p> <p>Applications & species from publications and Abreviews that have not been tested in our own labs or in those of our suppliers are not covered by the Abpromise guarantee.</p> <p>Please check that this product meets your needs before purchasing. If you have any questions, special requirements or concerns, please send us an inquiry and/or contact our Support team ahead of purchase. Recommended alternatives for this product can be found below, as well as customer reviews and Q&As.</p> |

Properties

| | |
|-----------------------------|---|
| Form | Liquid |
| Storage instructions | Shipped at 4°C. Store at +4°C short term (1-2 weeks). Upon delivery aliquot. Store at -20°C long term. Avoid freeze / thaw cycle. |
| Storage buffer | Constituent: 100% PBS |
| Carrier free | Yes |
| Purity | Protein A purified |
| Purification notes | ab218867 was purified from Bioreactor Concentrate by Protein A/G. |
| Clonality | Monoclonal |
| Clone number | FTL/1388 |
| Isotype | IgG2a |

Applications

Our [Abpromise guarantee](#) covers the use of **ab218867** in the following tested applications.

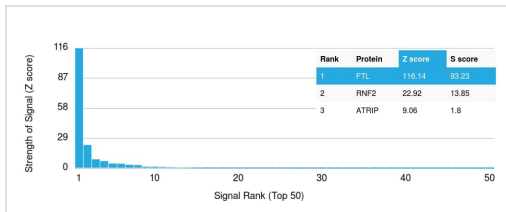
The application notes include recommended starting dilutions; optimal dilutions/concentrations should be determined by the end user.

| Application | Abreviews | Notes |
|---------------|-----------|---|
| IHC-P | | Use a concentration of 0.1 - 0.2 µg/ml. Perform heat mediated antigen retrieval with citrate buffer pH 6 before commencing with IHC staining protocol. (Primary incubation for 30 min at RT). |
| Protein Array | | Use at an assay dependent concentration. |

Target

| | |
|-------------------------------|---|
| Function | Stores iron in a soluble, non-toxic, readily available form. Important for iron homeostasis. Iron is taken up in the ferrous form and deposited as ferric hydroxides after oxidation. Also plays a role in delivery of iron to cells. Mediates iron uptake in capsule cells of the developing kidney. |
| Involvement in disease | Defects in FTL are the cause of hereditary hyperferritinemia-cataract syndrome (HHCS) [MIM:600886]. It is an autosomal dominant disease characterized by early-onset bilateral cataract. Affected patients have elevated level of circulating ferritin. HHCS is caused by mutations in the iron responsive element (IRE) of the FTL gene. Defects in FTL are the cause of neurodegeneration with brain iron accumulation type 3 (NBIA3) [MIM:606159]; also known as adult-onset basal ganglia disease. It is a movement disorder with heterogeneous presentations starting in the fourth to sixth decade. It is characterized by a variety of neurological signs including parkinsonism, ataxia, corticospinal signs, mild nonprogressive cognitive deficit and episodic psychosis. It is linked with decreased serum ferritin levels. |
| Sequence similarities | Belongs to the ferritin family. Contains 1 ferritin-like diiron domain. |

Images



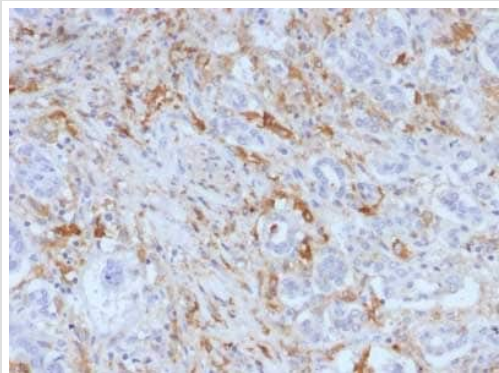
Protein Array - Anti-Ferritin Light Chain antibody
[FTL/1388] - BSA and Azide free (ab218867)

This data was produced with [ab218401](#), the same antibody in a different formulation with BSA and Azide.

[ab218401](#) was tested in protein array against over 19000 different full-length human proteins.

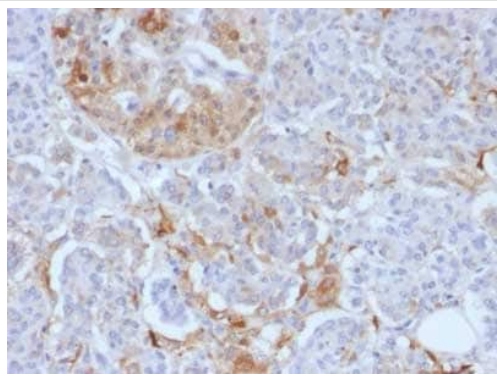
Z- and S- Score: The Z-score represents the strength of a signal that a monoclonal antibody (MAb) (in combination with a fluorescently-tagged anti-IgG secondary antibody) produces when binding to a particular protein on the HuProt™ array. Z-scores are described in units of standard deviations (SD's) above the mean value of all signals generated on that array. If targets on HuProt™ are arranged in descending order of the Z-score, the S-score is the difference (also in units of SD's) between the Z-score. S-score therefore represents the relative target specificity of a MAb to its intended target.

A MAb is specific to its intended target if the MAb has an S-score of at least 2.5. For example, if a MAb binds to protein X with a Z-score of 43 and to protein Y with a Z-score of 14, then the S-score for the binding of that MAb to protein X is equal to 29.



Immunohistochemistry (Formalin/PFA-fixed paraffin-embedded sections) - Anti-Ferritin Light Chain antibody [FTL/1388] - BSA and Azide free (ab218867)

Immunohistochemical analysis of formalin-fixed, paraffin-embedded human pancreas tissue labeling Ferritin Light Chain with [ab218867](#) at 0.2 µg/ml.



Immunohistochemical analysis of formalin-fixed, paraffin-embedded human pancreas tissue labeling Ferritin Light Chain with ab218867 at 0.2 µg/ml.

Immunohistochemistry (Formalin/PFA-fixed paraffin-embedded sections) - Anti-Ferritin Light Chain antibody [FTL/1388] - BSA and Azide free (ab218867)

Please note: All products are "FOR RESEARCH USE ONLY. NOT FOR USE IN DIAGNOSTIC PROCEDURES"

Our Abpromise to you: Quality guaranteed and expert technical support

- Replacement or refund for products not performing as stated on the datasheet
- Valid for 12 months from date of delivery
- Response to your inquiry within 24 hours
- We provide support in Chinese, English, French, German, Japanese and Spanish
- Extensive multi-media technical resources to help you
- We investigate all quality concerns to ensure our products perform to the highest standards

If the product does not perform as described on this datasheet, we will offer a refund or replacement. For full details of the Abpromise, please visit <https://www.abcam.com/abpromise> or contact our technical team.

Terms and conditions

- Guarantee only valid for products bought direct from Abcam or one of our authorized distributors