

Product datasheet

Anti-Fibrillarin antibody ab137422

4 Images

Overview

Product name	Anti-Fibrillarin antibody
Description	Rabbit polyclonal to Fibrillarin
Host species	Rabbit
Tested applications	Suitable for: WB, ICC/IF, IHC-P
Species reactivity	Reacts with: Mouse, Human
Immunogen	Recombinant fragment, corresponding to a region within amino acids 75-321 of Human Fibrillarin.
Positive control	293T, H1299, MOLT4 and Neuro2A whole cell lysates; HeLa cells; NCIN87 Xenograft tissue.
General notes	<p>The Life Science industry has been in the grips of a reproducibility crisis for a number of years. Abcam is leading the way in addressing this with our range of recombinant monoclonal antibodies and knockout edited cell lines for gold-standard validation. Please check that this product meets your needs before purchasing.</p> <p>If you have any questions, special requirements or concerns, please send us an inquiry and/or contact our Support team ahead of purchase. Recommended alternatives for this product can be found below, along with publications, customer reviews and Q&As</p>

Properties

Form	Liquid
Storage instructions	Shipped at 4°C. Upon delivery aliquot. Store at -20°C or -80°C. Avoid freeze / thaw cycle.
Storage buffer	pH: 7.00 Preservative: 0.01% Thimerosal (merthiolate) Constituents: 1.21% Tris, 0.75% Glycine, 10% Glycerol (glycerin, glycerine)
Purity	Immunogen affinity purified
Clonality	Polyclonal
Isotype	IgG

Applications

The Abpromise guarantee Our [Abpromise guarantee](#) covers the use of ab137422 in the following tested applications. The application notes include recommended starting dilutions; optimal dilutions/concentrations should be determined by the end user.

Application	Abreviews	Notes
WB		1/500 - 1/3000. Predicted molecular weight: 33 kDa.
ICC/IF		1/100 - 1/1000.
IHC-P		1/100 - 1/1000. Suggested antigen retrieval using heat mediated 10mM Citrate buffer (pH6.0) or Tris-EDTA buffer (pH8.0).

Target

Function

S-adenosyl-L-methionine-dependent methyltransferase that has the ability to methylate both RNAs and proteins. Involved in pre-rRNA processing by catalyzing the site-specific 2'-hydroxyl methylation of ribose moieties in pre-ribosomal RNA. Site specificity is provided by a guide RNA that base pairs with the substrate. Methylation occurs at a characteristic distance from the sequence involved in base pairing with the guide RNA. Also acts as a protein methyltransferase by mediating methylation of 'Gln-105' of histone H2A (H2AQ104me), a modification that impairs binding of the FACT complex and is specifically present at 35S ribosomal DNA locus (PubMed:24352239).

Sequence similarities

Belongs to the methyltransferase superfamily. Fibrillarin family.

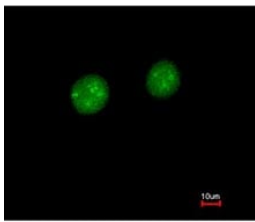
Post-translational modifications

By homology to other fibrillarins, some or all of the N-terminal domain arginines are modified to asymmetric dimethylarginine (DMA).

Cellular localization


Nucleus, nucleolus. Fibrillar region of the nucleolus.

Images



Immunofluorescent analysis of paraformaldehyde-fixed HeLa cells labelling Fibrillarin with ab137422 at 1/200 dilution. Lower image is merged with DNA probe.

Immunocytochemistry/ Immunofluorescence - Anti-Fibrillarin antibody (ab137422)



All lanes : Anti-Fibrillarlin antibody (ab137422) at 1/1000 dilution

Lane 1 : 293T whole cell lysate

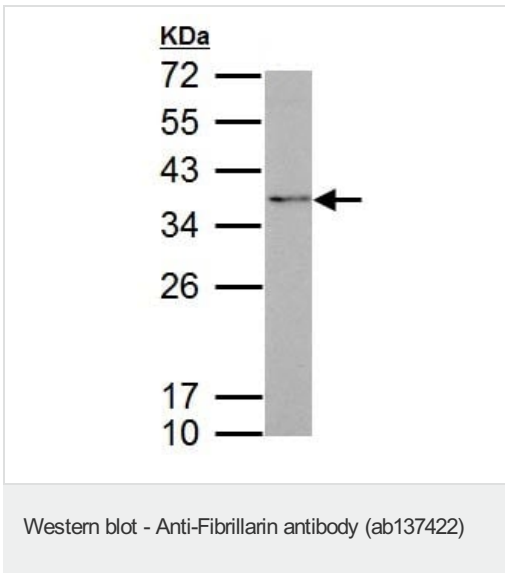
Lane 2 : H1299 whole cell lysate

Lane 3 : MOLT4 whole cell lysate

Lysates/proteins at 30 µg per lane.

Predicted band size: 33 kDa

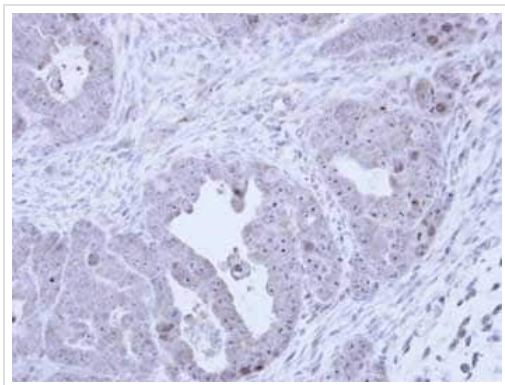
12% SDS PAGE



Anti-Fibrillarlin antibody (ab137422) at 1/1000 dilution + Neuro2A whole cell lysate at 30 µg

Predicted band size: 33 kDa

12 % SDS-PAGE



Immunohistochemical analysis of paraffin-embedded NCIN87 xenograft tissue labelling Fibrillarlin with ab137422 at 1/100 dilution.

Immunohistochemistry (Formalin/PFA-fixed paraffin-embedded sections) - Anti-Fibrillarlin antibody (ab137422)

Please note: All products are "FOR RESEARCH USE ONLY. NOT FOR USE IN DIAGNOSTIC PROCEDURES"

Our Abpromise to you: Quality guaranteed and expert technical support

- Replacement or refund for products not performing as stated on the datasheet
- Valid for 12 months from date of delivery
- Response to your inquiry within 24 hours

- We provide support in Chinese, English, French, German, Japanese and Spanish
- Extensive multi-media technical resources to help you
- We investigate all quality concerns to ensure our products perform to the highest standards

If the product does not perform as described on this datasheet, we will offer a refund or replacement. For full details of the Abpromise, please visit <https://www.abcam.com/abpromise> or contact our technical team.

Terms and conditions

- Guarantee only valid for products bought direct from Abcam or one of our authorized distributors