

Product datasheet

Anti-Flagellin antibody ab93713

★★★★☆ 1 Abreviews 11 References 3 Images

Overview

Product name	Anti-Flagellin antibody
Description	Rabbit polyclonal to Flagellin
Host species	Rabbit
Specificity	This antibody is specific for bacterial Flagellin (FliC).
Tested applications	Suitable for: WB, ICC/IF
Species reactivity	Reacts with: Escherichia coli, Salmonella anatum, Salmonella selandia, Recombinant fragment
Immunogen	Purified recombinant Flagellin made in BL21 bacteria.
Positive control	Lysates transfected with purified flagellin, E. Coli total lysate or 293T transfected with recombinant protein.
General notes	<p>The Life Science industry has been in the grips of a reproducibility crisis for a number of years. Abcam is leading the way in addressing this with our range of recombinant monoclonal antibodies and knockout edited cell lines for gold-standard validation. Please check that this product meets your needs before purchasing.</p> <p>If you have any questions, special requirements or concerns, please send us an inquiry and/or contact our Support team ahead of purchase. Recommended alternatives for this product can be found below, along with publications, customer reviews and Q&As</p>

Properties

Form	Liquid
Storage instructions	Shipped at 4°C. Upon delivery aliquot and store at -20°C. Avoid repeated freeze / thaw cycles.
Storage buffer	Constituent: Whole serum
Purity	Whole antiserum
Clonality	Polyclonal
Isotype	IgG

Applications

The Abpromise guarantee Our [Abpromise guarantee](#) covers the use of ab93713 in the following tested applications. The application notes include recommended starting dilutions; optimal dilutions/concentrations should be determined by the end user.

Application	Abreviews	Notes
WB	★★★★☆ (1)	1/10000 - 1/20000. Detects a band of approximately 60 kDa.
ICC/IF		1/100.

Target

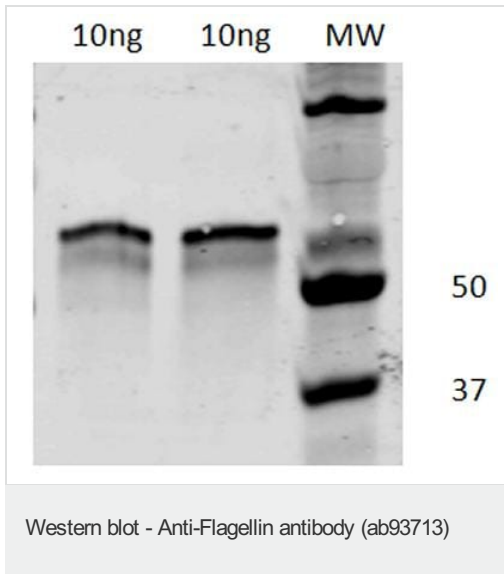
Relevance

Flagellin (FliC) is a subunit protein that polymerizes (along with other proteins) to form the filaments of bacterial flagella. Assembly of the bacterial flagellum occurs in a precise, temporal order where the basal component (FlgE, FlgK, and FlgL are assembled inside the bacterial membrane, followed by exportation of the filament cap protein FliD, and secretion of about 20,000 flagellin monomers (FliC) through the channel. FliC monomers are polymerized to form the tail filament. FliC monomers can function as pathogen-associated molecular patterns (PAMPs), and can be detected by host cells through surface-localized toll-like receptor 5 (TLR5) and cytosolic Nod-like receptors (NLRs).

Cellular localization

Secreted. Bacterial flagellum.

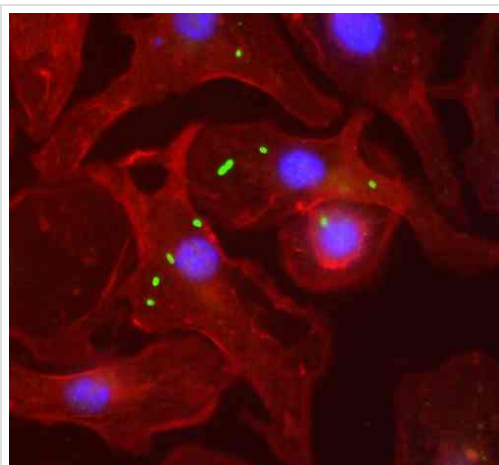
Images



All lanes : Anti-Flagellin antibody (ab93713) at 1/10000 dilution

All lanes : 293T transfected with recombinant protein

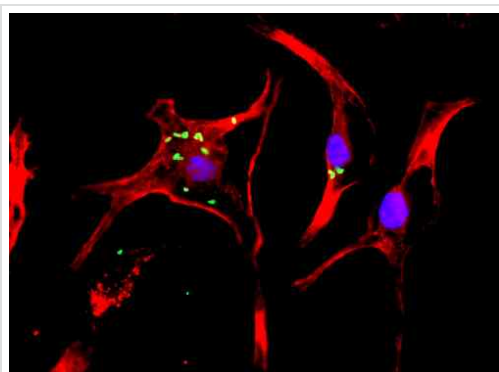
Observed band size: 60 kDa



Immunocytochemistry/ Immunofluorescence - Anti-Flagellin antibody (ab93713)

Ab93713 (1:100) staining Flagellin in bone marrow-derived macrophages infected with salmonella.

Flagellin primary antiserum followed by Alexa488 secondary (green). Actin (red) stained with AlexaFluor 594-phalloidin. Nuclei stained with DAPI.



Immunocytochemistry/ Immunofluorescence - Anti-Flagellin antibody (ab93713)

Ab93713 (1:100) staining Flagellin in bone marrow-derived macrophages infected with salmonella.

Flagellin primary antiserum followed by Alexa488 secondary (green). Actin (red) stained with AlexaFluor 594-phalloidin. Nuclei stained with DAPI.

Please note: All products are "FOR RESEARCH USE ONLY. NOT FOR USE IN DIAGNOSTIC PROCEDURES"

Our Abpromise to you: Quality guaranteed and expert technical support

- Replacement or refund for products not performing as stated on the datasheet
- Valid for 12 months from date of delivery

- Response to your inquiry within 24 hours
- We provide support in Chinese, English, French, German, Japanese and Spanish
- Extensive multi-media technical resources to help you
- We investigate all quality concerns to ensure our products perform to the highest standards

If the product does not perform as described on this datasheet, we will offer a refund or replacement. For full details of the Abpromise, please visit <https://www.abcam.com/abpromise> or contact our technical team.

Terms and conditions

- Guarantee only valid for products bought direct from Abcam or one of our authorized distributors