



Product datasheet

Anti-FOXL1 antibody ab190226

1 References 3 Images

Overview

Product name	Anti-FOXL1 antibody
Description	Rabbit polyclonal to FOXL1
Host species	Rabbit
Tested applications	Suitable for: WB, IHC-P
Species reactivity	Reacts with: Mouse, Human
Immunogen	<p>Synthetic peptide corresponding to Human FOXL1 aa 99-129 (internal sequence) conjugated to Keyhole Limpet Haemocyanin (KLH).</p> <p>Sequence:</p> <p>HNLSLNDCFVKVPREKGRPGKGSYWTLDPKC</p> <p>Database link: Q12952</p> <p style="text-align: right;">  Run BLAST with  Run BLAST with </p>
Positive control	Human testis tissue, CHO cell lysate, mouse kidney tissue lysate.
General notes	<p>Reproducibility is key to advancing scientific discovery and accelerating scientists' next breakthrough.</p> <p>Abcam is leading the way with our range of recombinant antibodies, knockout-validated antibodies and knockout cell lines, all of which support improved reproducibility.</p> <p>We are also planning to innovate the way in which we present recommended applications and species on our product datasheets, so that only applications & species that have been tested in our own labs, our suppliers or by selected trusted collaborators are covered by our Abpromise™ guarantee.</p> <p>In preparation for this, we have started to update the applications & species that this product is Abpromise guaranteed for.</p> <p>We are also updating the applications & species that this product has been “predicted to work with,” however this information is not covered by our Abpromise guarantee.</p> <p>Applications & species from publications and Abreviews that have not been tested in our own labs or in those of our suppliers are not covered by the Abpromise guarantee.</p> <p>Please check that this product meets your needs before purchasing. If you have any questions, special requirements or concerns, please send us an inquiry and/or contact our Support team ahead of purchase. Recommended alternatives for this product can be found below, as well as customer reviews and Q&As.</p>

Properties

Form	Liquid
Storage instructions	Shipped at 4°C. Store at +4°C short term (1-2 weeks). Upon delivery aliquot. Store at -20°C long term. Avoid freeze / thaw cycle.
Storage buffer	Preservative: 0.09% Sodium azide Constituent: 99% PBS
Purity	Immunogen affinity purified
Clonality	Polyclonal
Isotype	IgG

Applications

Our [Abpromise guarantee](#) covers the use of **ab190226** in the following tested applications.

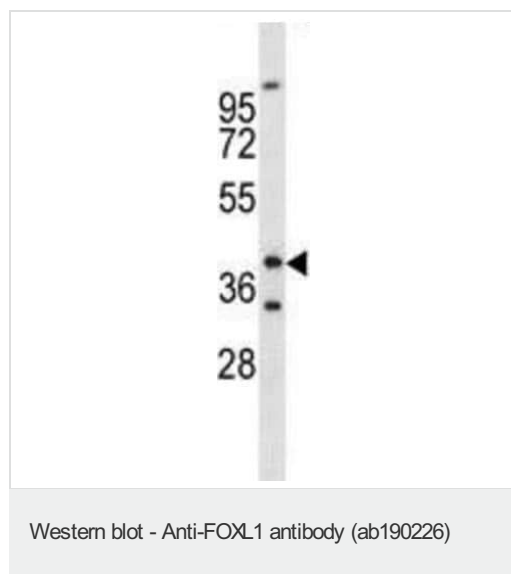
The application notes include recommended starting dilutions; optimal dilutions/concentrations should be determined by the end user.

Application	Abreviews	Notes
WB		1/1000. Predicted molecular weight: 36 kDa.
IHC-P		1/100.

Target

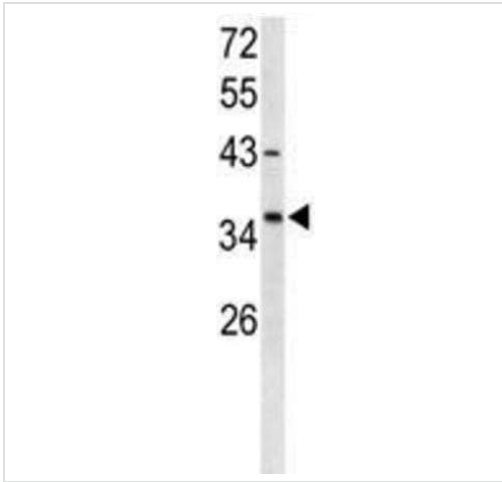
Sequence similarities	Contains 1 fork-head DNA-binding domain.
Cellular localization	Nucleus.

Images



Anti-FOXL1 antibody (ab190226) at 1/1000 dilution + mouse kidney tissue lysate at 35 µg

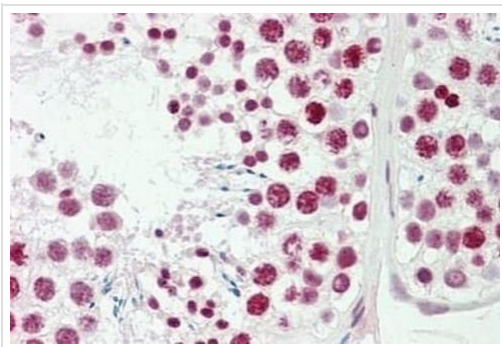
Predicted band size: 36 kDa



Western blot - Anti-FOXL1 antibody (ab190226)

Anti-FOXL1 antibody (ab190226) at 1/1000 dilution + CHO cell lysate at 35 µg

Predicted band size: 36 kDa



Immunohistochemistry (Formalin/PFA-fixed paraffin-embedded sections) - Anti-FOXL1 antibody (ab190226)

Immunohistochemical analysis of formalin fixed, paraffin embedded Human testis tissue labeling FOXL1 with ab190226 at 1/100 dilution.

Please note: All products are "FOR RESEARCH USE ONLY. NOT FOR USE IN DIAGNOSTIC PROCEDURES"

Our Abpromise to you: Quality guaranteed and expert technical support

- Replacement or refund for products not performing as stated on the datasheet
- Valid for 12 months from date of delivery
- Response to your inquiry within 24 hours
- We provide support in Chinese, English, French, German, Japanese and Spanish
- Extensive multi-media technical resources to help you
- We investigate all quality concerns to ensure our products perform to the highest standards

If the product does not perform as described on this datasheet, we will offer a refund or replacement. For full details of the Abpromise, please visit <https://www.abcam.com/abpromise> or contact our technical team.

Terms and conditions

- Guarantee only valid for products bought direct from Abcam or one of our authorized distributors