




Product datasheet

Anti-FRMD8 antibody ab169933

1 References 2 Images

Overview

Product name	Anti-FRMD8 antibody
Description	Rabbit polyclonal to FRMD8
Host species	Rabbit
Tested applications	Suitable for: IHC-P, WB
Species reactivity	Reacts with: Human Predicted to work with: Mouse, Rat 
Immunogen	Recombinant fragment corresponding to Human FRMD8 aa 17-153. Sequence: SHRSSVSSVGARAADVLVYLADDTVVPLAVENLPSLS AHELHRAVREVLQ LPDIALDVFA LWLVSPILLEVQLKPKHQPYKLGRQWPELLLRFTSAPD DDVAMDEPFLQFR RNVFFPKRRE LQIHDEEVLRLLYEEAK Database link: Q9BZ67  Run BLAST with  Run BLAST with
Positive control	HeLa and Jurkat cell lysates; Human fetal colon tissue.

Properties

Form	Lyophilised:Reconstitute in 200ul sterile Water with 50% glycerol to a final concentration of 0.5 mg/ml
Storage instructions	Shipped at 4°C. Store at +4°C short term (1-2 weeks). Upon delivery aliquot. Store at -20°C long term. Avoid freeze / thaw cycle.
Storage buffer	pH: 7.2 Preservative: 0.02% Sodium azide Constituents: 98% PBS, 1% BSA
Purity	Immunogen affinity purified
Clonality	Polyclonal
Isotype	IgG

Applications

Our [Abpromise guarantee](#) covers the use of **ab169933** in the following tested applications.

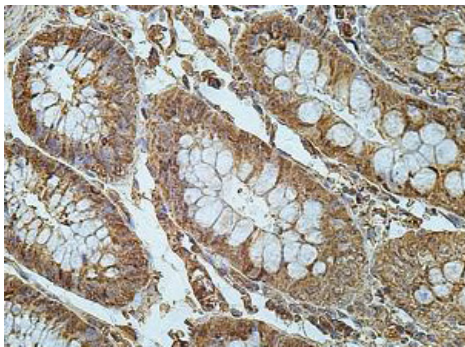
The application notes include recommended starting dilutions; optimal dilutions/concentrations should be determined by the end user.

Application	Abreviews	Notes
IHC-P		1/100 - 1/500.
WB		1/1000 - 1/2000. Detects a band of approximately 45, 51 kDa (predicted molecular weight: 45, 51 kDa).

Target

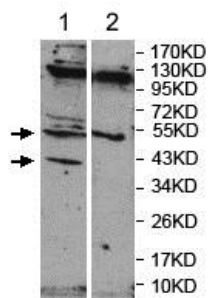
Sequence similarities Contains 1 FERM domain.

Images



Immunohistochemistry (Formalin/PFA-fixed paraffin-embedded sections) analysis of human fetal colon labelling FRMD8 with ab169933 at a dilution of 1/100.

Immunohistochemistry (Formalin/PFA-fixed paraffin-embedded sections) - Anti-FRMD8 antibody (ab169933)



All lanes : Anti-FRMD8 antibody (ab169933) at 1/1000 dilution

Lane 1 : HeLa cell lysate

Lane 2 : Jurkat cell lysate

Predicted band size: 45, 51 kDa

Western blot - Anti-FRMD8 antibody (ab169933)

Please note: All products are "FOR RESEARCH USE ONLY. NOT FOR USE IN DIAGNOSTIC PROCEDURES"

Our Abpromise to you: Quality guaranteed and expert technical support

- Replacement or refund for products not performing as stated on the datasheet
- Valid for 12 months from date of delivery
- Response to your inquiry within 24 hours

- We provide support in Chinese, English, French, German, Japanese and Spanish
- Extensive multi-media technical resources to help you
- We investigate all quality concerns to ensure our products perform to the highest standards

If the product does not perform as described on this datasheet, we will offer a refund or replacement. For full details of the Abpromise, please visit <https://www.abcam.com/abpromise> or contact our technical team.

Terms and conditions

- Guarantee only valid for products bought direct from Abcam or one of our authorized distributors